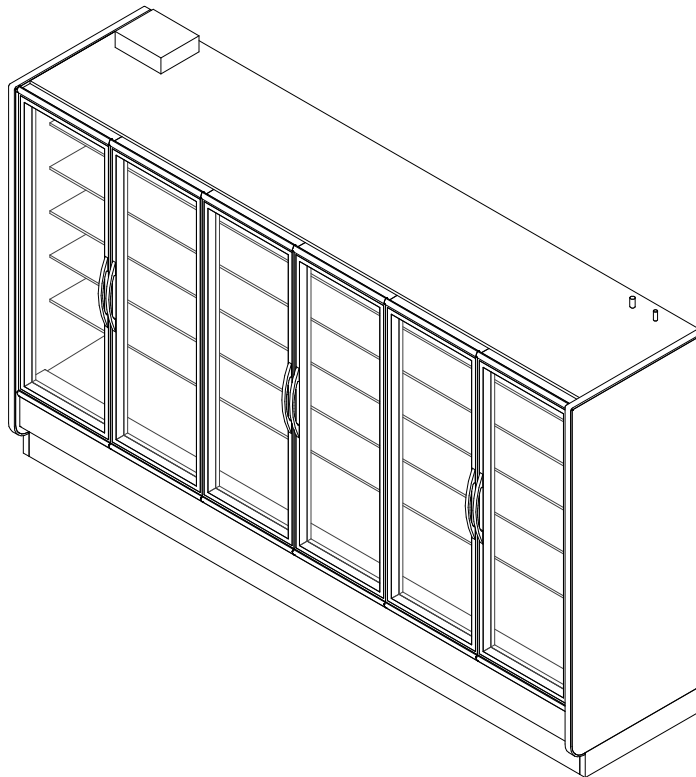


# ONRBH

High, Narrow Reach In Merchandiser  
 1, 2, 3, 4, 5 & 6 Door / 4', 6', 8' & 12' (Beverage / Dairy / Deli / Meat)

## GENERAL NOTES

- 4-foot case Bi-Swing consist of 2 (24") doors.
- 6-foot case Bi-Swing consist of 3 (24") doors.
- 8-foot cases single swing consist of 3 (32") doors.
- 8-foot case Bi-swing consist of 4 (24") doors.
- 12-foot cases single swing consist of 4 (36") doors.
- 12-foot cases Bi-swing consist of 6 (24") doors.
- Lighting controls - occupancy sensors are required.
  - Option 1: OEM Provided: Lighting controls (on/off) are standard unless otherwise specified.
  - Option 2: End User Provided: Light controls should be based on occupancy sensors.



SHIPPING WEIGHT	
Case	Weight
ONRBH	---



COMPONENT

ALL MEASUREMENTS ARE TAKEN PER ASHRAE-72-2005 SPECIFICATIONS. HILLPHOENIX REFRIGERATED DISPLAY CASES FOR SALE IN THE UNITED STATES MEET OR EXCEED DEPARTMENT OF ENERGY 2017 REQUIREMENTS.

## ONRBH

Rev. Date	Rev. #	Rev. Title
9-26-19	7	DATA UPDATE
9-25-19	6	ENDVIEW UPDATE

**Hillphoenix**  
A DOVER COMPANY

ELECTRICAL DATA			
Case Length	Fans Per Case	High Efficiency Fans	
		120 Volt	
		Amps	Watts
1 Door	1	0.22	26
2 Door	2	0.44	53
3 Door	3	0.66	79
4 Door	4	0.88	106
5 Door	5	1.10	132
6 Door	6	1.32	158
4'	1	0.22	26
6'	2	0.44	53
8'	2	0.44	53
12'	3	0.66	79

LIGHTING DATA					
Case Length	Door Size	OP45		OP55 (French Swing Only)	
		120 Volts		120 Volts	
		Amps	Watts	Amps	Watts
1 Door	31"	0.18	21.0	---	---
2 Door	30"	0.36	43.1	---	---
3 Door	30"	0.54	65.2	---	---
4 Door	30"	0.73	87.3	---	---
5 Door	30"	0.91	109.4	---	---
6 Door	30"	1.10	131.5	---	---
4'	24"	---	---	0.26	31.0
6'	24"	---	---	0.52	61.9
8'	24"	---	---	0.52	61.9
8'	32"	0.54	65.2	---	---
12'	24"	---	---	0.77	92.8
12'	36"	0.73	87.3	---	---

ANTI CONDENSATE DATA					
Case Length	Door Size	101 Frames		Vista Frames	
		Un Heated Doors		Un Heated Doors	
		ELMD, ELMH, I90		Vista C, I60	
		120 Volts		120 Volts	
		Amps	Watts	Amps	Watts
1 Door	30"	0.18	22	0.18	22
2 Door	30"	0.36	43	0.36	43
3 Door	30"	0.55	66	0.55	66
4 Door	30"	0.75	90	0.75	90
5 Door	30"	0.94	113	0.94	113
6 Door	30"	1.15	138	1.15	138
4'	24"	0.20	24	0.20	24
6'	24"	0.39	47	0.39	47
8'	24"	0.43	52	0.43	52
8'	32"	0.56	67	0.52	62
12'	24"	0.68	82	0.68	82
12'	36"	0.80	96	0.80	96



## ONRBH

ALL MEASUREMENTS ARE TAKEN PER ASHRAE-72-2005 SPECIFICATIONS. HILLPHOENIX REFRIGERATED DISPLAY CASES FOR SALE IN THE UNITED STATES MEET OR EXCEED DEPARTMENT OF ENERGY 2017 REQUIREMENTS.

Rev. Date	Rev. #	Rev. Title
9-26-19	7	DATA UPDATE
9-25-19	6	ENDVIEW UPDATE



GUIDLINES AND CONTROL DATA								
Application	Case Length	Door Size	BTUH/Door		Superheat Set Point @ Bulb (°F)	Evaporator (°F)	Discharge Air (°F)	Discharge Air Velocity (FPM)
			Conventional	Parallel				
Beverage	1 - 6 Door	30"	635	585	4 - 6	34	40	250
Beverage	4'	24"	505	465	4 - 6	34	40	250
Beverage	6'	24"	505	465	4 - 6	34	40	250
Beverage	8'	24"	505	465	4 - 6	34	40	250
Beverage	8'	32"	675	620	4 - 6	34	40	250
Beverage	12'	24"	505	465	4 - 6	34	40	250
Beverage	12'	36"	760	700	4 - 6	34	36	250
Deli / Dairy	1 - 6 Door	30"	650	595	4 - 6	30	36	250
Deli / Dairy	4'	24"	520	475	4 - 6	30	36	250
Deli / Dairy	6'	24"	520	475	4 - 6	30	36	250
Deli / Dairy	8'	24"	520	475	4 - 6	30	36	250
Deli / Dairy	8'	32"	695	635	4 - 6	30	36	250
Deli / Dairy	12'	24"	520	475	4 - 6	30	36	250
Deli / Dairy	12'	36"	780	715	4 - 6	30	36	250
Meat	1 - 6 Door	30"	725	670	4 - 6	28	34	250
Meat	4'	24"	580	535	4 - 6	28	34	250
Meat	6'	24"	580	535	4 - 6	28	34	250
Meat	8'	24"	580	535	4 - 6	28	34	250
Meat	8'	32"	775	715	4 - 6	28	34	250
Meat	12'	24"	580	535	4 - 6	28	34	250
Meat	12'	36"	870	805	4 - 6	28	34	250

DEFROST CONTROLS		
Defrosts Per Day	Timed-Off Defrost	
	Fail-Safe (Min)	Termination Temp (°F)
4	30	47

### NOTES

- "—" indicates that this feature is not an option for this case model.
- Data listed is for Optimax Radiant. For other lighting options, please contact your sales representative.
- Anti-condensate heat values represent a door with no heat.
- Listed discharge air velocity represents the average velocity at the peak of defrost.
- Temperature and defrost settings listed above are recommended start-up settings. Final operational settings may need to be adjusted for the store conditions in which the case operates.
- The recommended evaporator temperatures may need to be adjusted based on system setup, store conditions, etc. The minimum recommended evaporator temperature is 4°F below the listed evaporator temperature.
- Light wattages above reflect 100% run time. To determine actual daily energy usage at 75°F/55%RH conditions, reduce the light wattage by 42%.



ALL MEASUREMENTS ARE TAKEN PER ASHRAE-72-2005 SPECIFICATIONS. HILLPHOENIX REFRIGERATED DISPLAY CASES FOR SALE IN THE UNITED STATES MEET OR EXCEED DEPARTMENT OF ENERGY 2017 REQUIREMENTS.

### ONRBH

Rev. Date	Rev. #	Rev. Title
9-26-19	7	DATA UPDATE
9-25-19	6	ENDVIEW UPDATE



A DOVER COMPANY

# ONRBH

High, Narrow Reach In Merchandiser  
1, 2, 3, 4, 5 & 6 Door / 4', 6', 8' & 12' (Beverage / Dairy / Deli / Meat)

SECOND NATURE DATA								
Case Model	No. of Coils	Application	Front Sill height	BTUH/Door		GPM/ft (DR)	Supply Fluid Temp (°F)	Discharge Air Temp (°F)
				Conventional	Parallel			
ONRBH (30" Door)	1	Beverage	Std. Reach In	635	585	0.07	20	36
ONRBH (30" Door)	1	Deli/Dairy	Std. Reach In	650	595	0.10	20	38
ONRBH (30" Door)	1	Meat	Std. Reach In	725	670	0.13	20	34
ONRBH (30" Door)	1	Beverage	Std. Reach In	635	585	0.10	25	36
ONRBH (30" Door)	1	Deli/Dairy	Std. Reach In	650	595	0.15	25	38
ONRBH (30" Door)	1	Meat	Std. Reach In	725	670	0.19	25	34
ONRBH (Per Foot)	1	Beverage	Std. Reach In	253	233	0.03	20	34
ONRBH (Per Foot)	1	Deli/Dairy	Std. Reach In	260	238	0.04	20	34
ONRBH (Per Foot)	1	Meat	Std. Reach In	290	268	0.05	20	34
ONRBH (Per Foot)	1	Beverage	Std. Reach In	253	233	0.04	25	34
ONRBH (Per Foot)	1	Deli/Dairy	Std. Reach In	260	238	0.06	25	34
ONRBH (Per Foot)	1	Meat	Std. Reach In	290	268	0.08	25	34

SECOND NATURE DATA									
Case Model	No. of Coils	Application	Front Sill height	Supply Fluid Temp (°F)	No. of Defrost	Timed-Off Defrost		Warm Fluid Defrost	
						Fail-Safe (Min)	Termination Temp (°F)	Fail-Safe (Min)	Termination Temp (°F)
ONRBH (30" Door)	1	Beverage	Std. Reach In	20	4	60	47	26	49
ONRBH (30" Door)	1	Deli/Dairy	Std. Reach In	20	4	60	47	26	49
ONRBH (30" Door)	1	Meat	Std. Reach In	20	4	60	47	26	49
ONRBH (30" Door)	1	Beverage	Std. Reach In	25	4	45	47	26	49
ONRBH (30" Door)	1	Deli/Dairy	Std. Reach In	25	4	45	47	26	49
ONRBH (30" Door)	1	Meat	Std. Reach In	25	4	45	47	26	49
ONRBH (Per Foot)	1	Beverage	Std. Reach In	20	4	60	47	26	49
ONRBH (Per Foot)	1	Deli/Dairy	Std. Reach In	20	4	60	47	26	49
ONRBH (Per Foot)	1	Meat	Std. Reach In	20	4	60	47	26	49
ONRBH (Per Foot)	1	Beverage	Std. Reach In	25	4	45	47	26	49
ONRBH (Per Foot)	1	Deli/Dairy	Std. Reach In	25	4	45	47	26	49
ONRBH (Per Foot)	1	Meat	Std. Reach In	25	4	45	47	26	49

## NOTES

- All medium temperature data listed is for 35% by wt. PROPYLENE GLYCOL.
- Inhibited Propylene Glycol solution with water, such as Dowfrost or equivalent. (Dowfrost is a trademark of the Dow Chemical Company).
- Flowrates are determined by ASHRAE test conditions and may need to be adjusted based on store conditions.
- \*\* Flowrates are per case



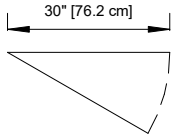
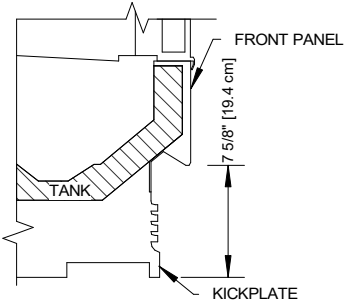
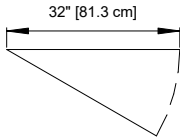
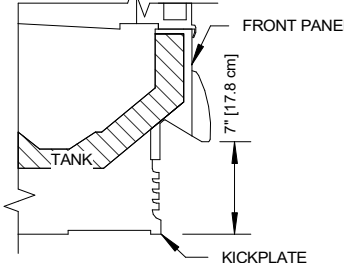
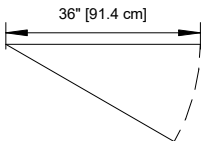
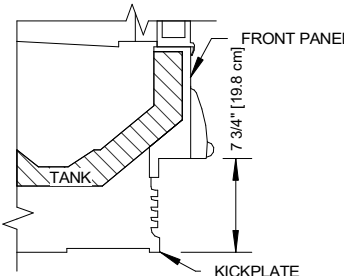
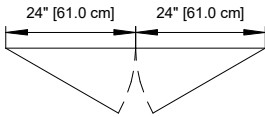
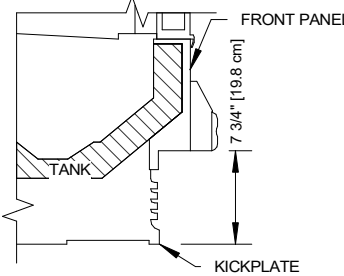
## ONRBH

ALL MEASUREMENTS ARE TAKEN PER ASHRAE-72-2005 SPECIFICATIONS. HILLPHOENIX REFRIGERATED DISPLAY CASES FOR SALE IN THE UNITED STATES MEET OR EXCEED DEPARTMENT OF ENERGY 2017 REQUIREMENTS.

Rev. Date	Rev. #	Rev. Title
9-26-19	7	DATA UPDATE
9-25-19	6	ENDVIEW UPDATE



A DOVER COMPANY

DOOR OPTIONS	FRONT OPTIONS
<p>STANDARD SWING DOOR 1, 2, 3, 4, 5, &amp; 6 - DOOR CASES</p> 	<p><b>FLAT FRONT (O SERIES)</b></p> 
<p>STANDARD SWING DOOR 8' CASE</p> 	<p><b>STREAMLINE BUMPER</b></p> 
<p>STANDARD SWING DOOR 12' CASE</p> 	<p><b>HALF BUMPER</b></p> 
<p>BI-SWING DOOR 4', 6', 8' &amp; 12' CASES</p> 	<p><b>CLASSIC 2 BUMPER</b></p> 

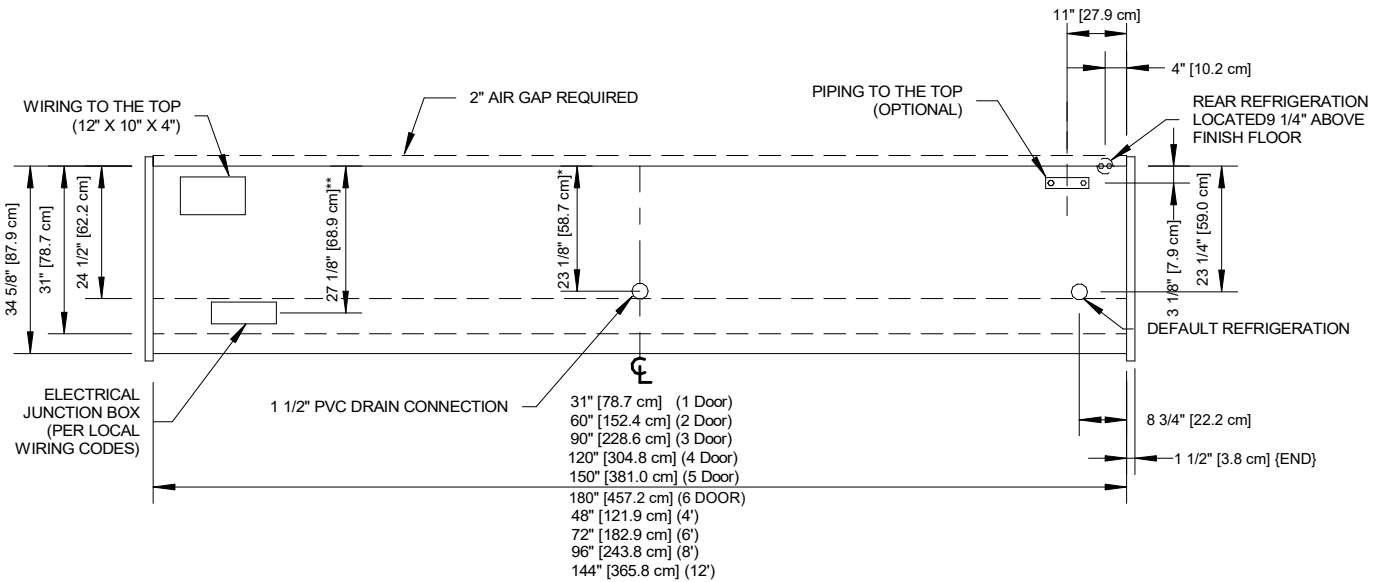
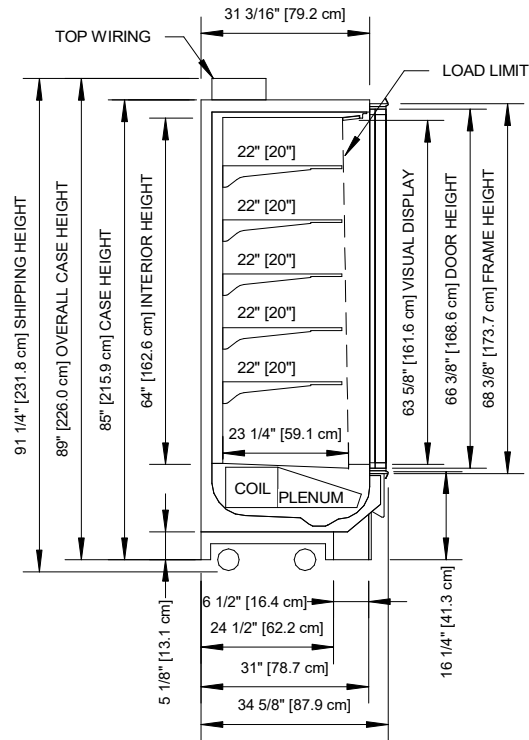


COMPONENT

ALL MEASUREMENTS ARE TAKEN PER ASHRAE-72-2005 SPECIFICATIONS. HILLPHOENIX REFRIGERATED DISPLAY CASES FOR SALE IN THE UNITED STATES MEET OR EXCEED DEPARTMENT OF ENERGY 2017 REQUIREMENTS.

## ONRBH

Rev. Date	Rev. #	Rev. Title
9-26-19	7	DATA UPDATE
9-25-19	6	ENDVIEW UPDATE



### NOTES

- \* : STUB-UP AREA.
- \*\* : RECOMMENDED STUB-UP CENTERLINE FOR ELECTRICAL AND HUB DRAINS.

- Ends add approximately 1" to case height, 1/2" to the back & 1" to the front.
- Back panels add approximately 1" to the rear of the case.



ALL MEASUREMENTS ARE TAKEN PER ASHRAE-72-2005 SPECIFICATIONS. HILLPHOENIX REFRIGERATED DISPLAY CASES FOR SALE IN THE UNITED STATES MEET OR EXCEED DEPARTMENT OF ENERGY 2017 REQUIREMENTS.

### ONRBH

Rev. Date	Rev. #	Rev. Title
9-26-19	7	DATA UPDATE
9-25-19	6	ENDVIEW UPDATE