


**GENERAL NOTES**

- "---" Indicates that the feature is not an option with this case model and/or the data is not yet available.



SHIPPING WEIGHT	
Case	Weight
ONUA	---



COMPONENT

ALL MEASUREMENTS ARE TAKEN PER ASHRAE-72-2005 SPECIFICATIONS. HILLPHOENIX REFRIGERATED DISPLAY CASES FOR SALE IN THE UNITED STATES MEET OR EXCEED DEPARTMENT OF ENERGY 2017 REQUIREMENTS.

**ONUA**

Rev. Date	Rev. #	Rev. Title
1-7-21	3	DATA UPDATE
7-18-18	2	NEW STANDARDS

### SYSTEM REQUIREMENTS

Case Length	Volts	Phase	Frequency (Hz)	Plug	Minimum Circuit Ampacity	Maximum Overcurrent Protection
4'/47"	208	1	60	NEMA L14-30	21.9	25
6'/71"	208	1	60	NEMA L14-30	26	30

### ELECTRICAL DATA

Case Length	Fans Per Case	High Efficiency Fans		Drain Pan	
		120 Volts		120 Volts	
		Amps	Watts	Amps	Watts
4'/47"	2	0.20	9.30	6.3	1500.0
6'/71"	3	0.20	12.30	6.3	1500.0

### LIGHTING DATA

Case Length	Lights Per Row	Light Length	Standard Power (Cornice or Shelf)	
			120 Volts	
			Amps	Watts
4'/47"	1	4	0.05	5.90
6'/71"	2	3	0.08	9.40

### GUIDELINES AND CONTROL SETTINGS

24hr Energy Usage (kWh)	Suction Pressure @ Case Outlet (psig)	Superheat Set Point @ Bulb (°F)	Discharge Air (°F)	Discharge Air Velocity (FPM)
24.3	57	6 - 8	30	130
32.3	57	6 - 8	30	130

### CONDENSING UNIT DATA

Case Length	Volts	Phase	Frequency (Hz)	Running Load Amps (RLA) (Amps)	Locked Rotor Amps (LRA) (Amps)	Minimum Circuit Ampacity	Maximum Overcurrent Protection	Refrigerant	Lbs. of Refrigerant (Lbs)
4'/47"	208	1	60	7.7	46.0	11.0	15	R448A	3.15
6'/71"	208	1	60	10.0	51.0	13.9	20	R448A	4.73

### DEFROST CONTROLS

Defrosts Per Day	Timed-Off Defrost	
	Fail-Safe (Min)	Termination Temp (F)
6	40	45

### NOTES

- "---" Indicates that the feature is not an option with this case model and/or the data is not yet available.
- Listed discharge air velocity represents the average velocity at the peak of defrost.
- Temperature and defrost settings listed above are recommended start-up settings. Final operational settings may need to be adjusted for the store conditions in which the case operates.
- The recommended evaporator temperatures may need to be adjusted based on system setup, store conditions, etc. The minimum recommended evaporator temperature is 4°F below the listed evaporator temperature.



COMPONENT

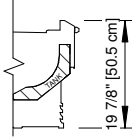
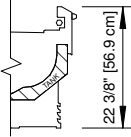
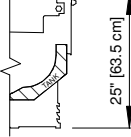
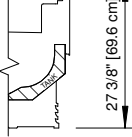
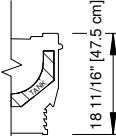
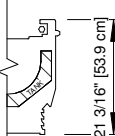
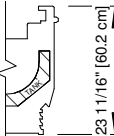
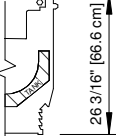
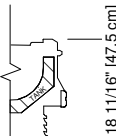
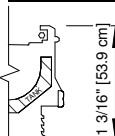
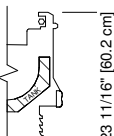
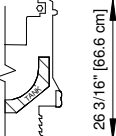
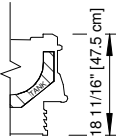
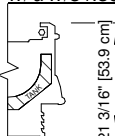
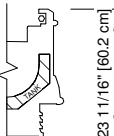
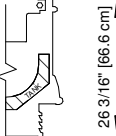
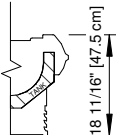
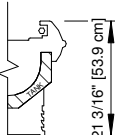
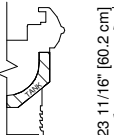
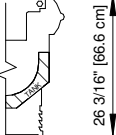
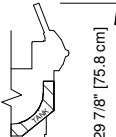
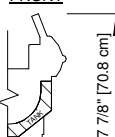
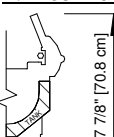
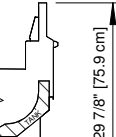
ALL MEASUREMENTS ARE TAKEN PER ASHRAE-72-2005 SPECIFICATIONS. HILLPHOENIX REFRIGERATED DISPLAY CASES FOR SALE IN THE UNITED STATES MEET OR EXCEED DEPARTMENT OF ENERGY 2017 REQUIREMENTS.

ONUA

Rev. Date	Rev. #	Rev. Title
1-7-21	3	DATA UPDATE
7-18-18	2	NEW STANDARDS

**Hillphoenix**

A DOVER COMPANY

<b>FRONT OPTIONS</b>	<b>FLAT FRONT 2</b>	<u>STANDARD FRONT</u>  19 7/8" [50.5 cm]	<u>2 1/2" EXTENDED FRONT W/ &amp; W/O NOSE LIGHT</u>  22 3/8" [56.9 cm]	<u>5" EXTENDED FRONT W/ &amp; W/O NOSE LIGHT</u>  25" [63.5 cm]	<u>7 1/2" EXTENDED FRONT</u>  27 3/8" [69.6 cm]
	<b>FLAT FRONT</b>	<u>STANDARD FRONT</u>  18 11/16" [47.5 cm]	<u>2 1/2" EXTENDED FRONT W/ &amp; W/O NOSE LIGHT</u>  21 3/16" [53.9 cm]	<u>5" EXTENDED FRONT W/ &amp; W/O NOSE LIGHT</u>  23 11/16" [60.2 cm]	<u>7 1/2" EXTENDED FRONT</u>  26 3/16" [66.6 cm]
	<b>CLASSIC 2 METAL</b>	<u>STANDARD FRONT</u>  18 11/16" [47.5 cm]	<u>2 1/2" EXTENDED FRONT W/ &amp; W/O NOSE LIGHT</u>  21 3/16" [53.9 cm]	<u>5" EXTENDED FRONT W/ &amp; W/O NOSE LIGHT</u>  23 11/16" [60.2 cm]	<u>7 1/2" EXTENDED FRONT</u>  26 3/16" [66.6 cm]
	<b>CLASSIC 2 POLYMER</b>	<u>STANDARD FRONT</u>  18 11/16" [47.5 cm]	<u>2 1/2" EXTENDED FRONT W/ &amp; W/O NOSE LIGHT</u>  21 3/16" [53.9 cm]	<u>5" EXTENDED FRONT W/ &amp; W/O NOSE LIGHT</u>  23 11/16" [60.2 cm]	<u>7 1/2" EXTENDED FRONT</u>  26 3/16" [66.6 cm]
	<b>ORIGIN 2</b>	<u>STANDARD FRONT</u>  18 11/16" [47.5 cm]	<u>2 1/2" EXTENDED FRONT W/ &amp; W/O NOSE LIGHT</u>  21 3/16" [53.9 cm]	<u>5" EXTENDED FRONT &amp; W/O NOSE LIGHT</u>  23 11/16" [60.2 cm]	<u>7 1/2" EXTENDED FRONT</u>  26 3/16" [66.6 cm]
	<b>THERMOPANE</b>	<u>6" THERMOPANE FRONT</u>  29 7/8" [75.8 cm]	<u>4" THERMOPANE FRONT</u>  27 7/8" [70.8 cm]	<u>4" THERMOPANE FRONT W/T NOSE LIGHT</u>  27 7/8" [70.8 cm]	<u>6" THERMOPANE FRONT</u>  29 7/8" [75.9 cm]

### NOTES

- Model ONUA only available for meat application with the 7 1/2" extended front with nose lights and no shelf lights.

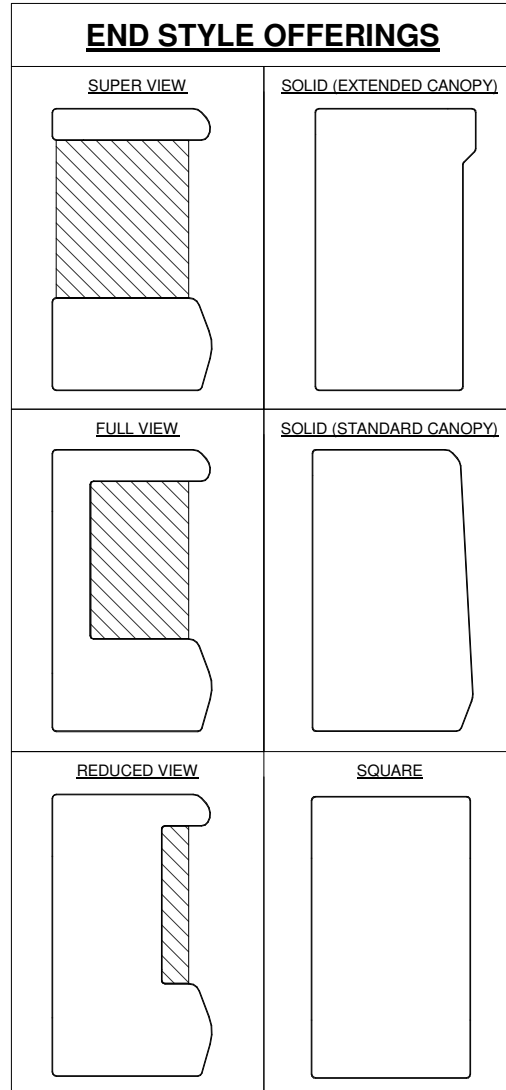


ALL MEASUREMENTS ARE TAKEN PER ASHRAE-72-2005 SPECIFICATIONS. HILLPHOENIX REFRIGERATED DISPLAY CASES FOR SALE IN THE UNITED STATES MEET OR EXCEED DEPARTMENT OF ENERGY 2017 REQUIREMENTS.

### ONUA

Rev. Date	Rev. #	Rev. Title
1-7-21	3	DATA UPDATE
7-18-18	2	NEW STANDARDS

**Hillphoenix**  
A DOVER COMPANY



**NOTES:**

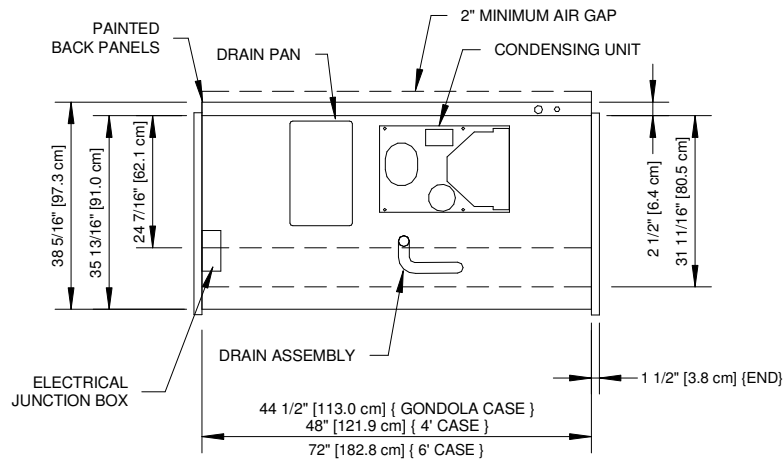
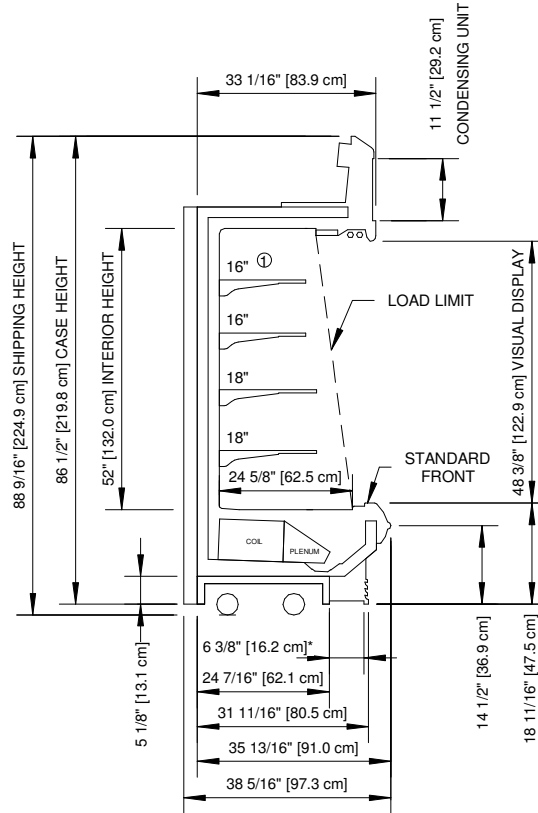
- Ends shown are for general use only. Shape, size, and appearance are subject to change based on engineering configuration.
- Hatched regions represent glass inserts.
- Ends add approximately 1" to case height, 1/2" to the back & 1" to the front.
- Ends are available with either polymer end trim or metal end trim.



ALL MEASUREMENTS ARE TAKEN PER ASHRAE-72-2005 SPECIFICATIONS. HILLPHOENIX REFRIGERATED DISPLAY CASES FOR SALE IN THE UNITED STATES MEET OR EXCEED DEPARTMENT OF ENERGY 2017 REQUIREMENTS.

**ONUA**

Rev. Date	Rev. #	Rev. Title
1-7-21	3	DATA UPDATE
7-18-18	2	NEW STANDARDS



### NOTES

\* :STUB-UP AREA

① :AVAILABLE SHELF SIZES: 10", 12", 14", 16" & 18"

• Front and rear sill height vary with base frame height



ALL MEASUREMENTS ARE TAKEN PER ASHRAE-72-2005 SPECIFICATIONS. HILLPHOENIX REFRIGERATED DISPLAY CASES FOR SALE IN THE UNITED STATES MEET OR EXCEED DEPARTMENT OF ENERGY 2017 REQUIREMENTS.

### ONUA

Rev. Date	Rev. #	Rev. Title
1-7-21	3	DATA UPDATE
7-18-18	2	NEW STANDARDS