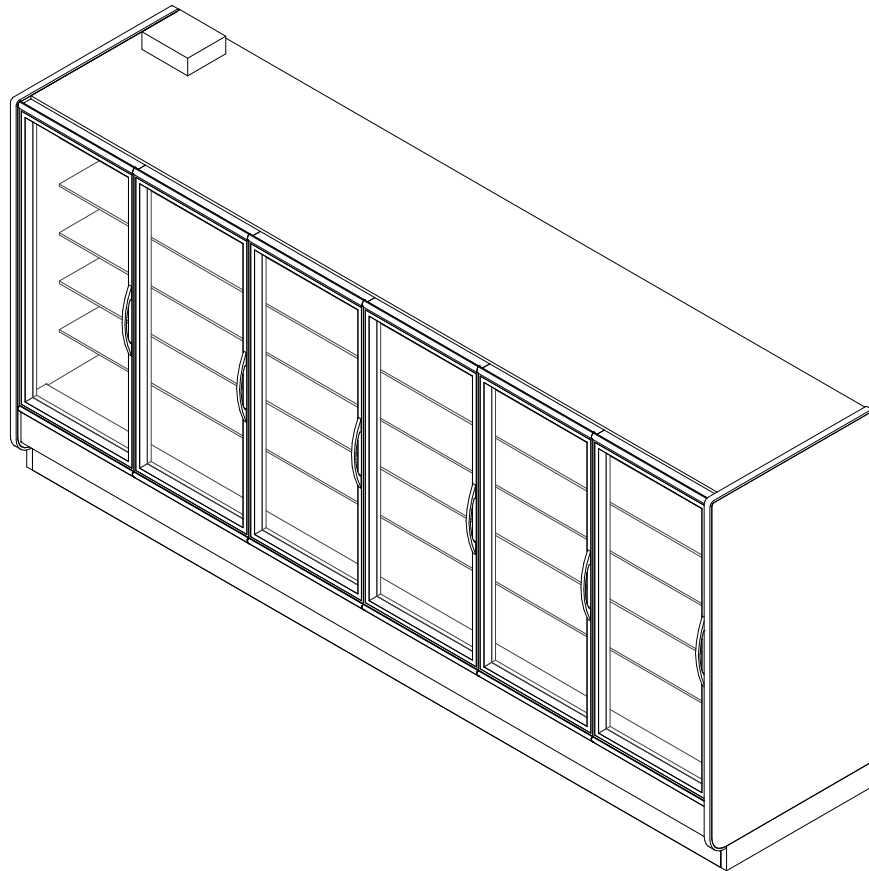


GENERAL NOTES:

- "---" indicates that the feature is not an option with this case model and/or the data is not yet available.
- Light controls - occupancy sensors are required.
- Option 1: OEM Provided: OEM anti-condensate and lighting controls (on/off) are standard unless otherwise specified.
- Option 2: End User Provided: Light controls should be based on occupancy sensors. Store level A/S control should be set to 30% minimum off time at 75°F/55%RH.



SHIPPING WEIGHT	
Case	Weight
ORZH	---



ALL MEASUREMENTS ARE TAKEN PER ASHRAE-72 SPECIFICATIONS. HILLPHOENIX REFRIGERATED DISPLAY CASES FOR SALE IN THE UNITED STATES MEET OR EXCEED DEPARTMENT OF ENERGY 2017 REQUIREMENTS.

ORZH

Rev. Date	Rev. #	Rev. Title
4-7-21	7	DATA UPDATE
7-9-20	6	DATA UPDATE



ELECTRICAL DATA

Case Length	Fans Per Case	High Efficiency Fans		Drain Heaters		Defrost Heaters (1-Phase)				Defrost Heaters (3-Phase)			
		120 Volts		120 Volts		208 Volts		240 Volts		208 Volts		240 Volts	
		Amps	Watts	Amps	Watts	Amps	Watts	Amps	Watts	Amps	Watts	Amps	Watts
1 Door	1	0.30	25	0.94	113	3.20	680	3.80	906	2.80	680	3.30	906
2 Door	2	0.60	50	1.30	152	7.50	1552	8.60	2068	6.50	1552	7.50	2068
3 Door	3	1.00	75	1.50	171	10.90	2274	12.60	3018	9.50	2274	10.90	3018
4 Door	4	1.30	100	1.90	226	14.30	2984	16.60	3992	12.40	2984	14.40	3392
5 Door	5	1.60	125	2.30	275	17.50	3640	20.20	4840	15.10	3640	17.40	4840
6 Door	6	1.90	150	2.70	320	20.30	4224	23.40	5624	17.60	4224	20.30	5624

LIGHTING DATA

Case Length	Door Size	OP45		OP7 Single Swing	
		120 Volts		120 Volts	
		Amps	Watts	Amps	Watts
1 Door	31"	0.18	21.0	0.14	16.8
2 Door	30"	0.36	43.1	0.28	33.0
3 Door	30"	0.54	65.2	0.41	49.2
4 Door	30"	0.73	87.3	0.55	65.4
5 Door	30"	0.91	109.4	0.68	81.6
6 Door	30"	1.10	131.5	0.82	97.8

ANTI CONDENSATE DATA

Case Length	Door Size	Individual Circuits									
		I90 Doors				ELMD,ELMH Doors				Door Frame	
		Heated Doors		Low E Doors		Heated Doors		Low E Doors		101-LE	
		120 Volts		120 Volts		120 Volts		120 Volts		120 Volts	
		Amps	Watts	Amps	Watts	Amps	Watts	Amps	Watts	Amps	Watts
1 Door	31"	0.28	34	0.17	20	0.32	38	0.19	23	0.76	91
2 Door	30"	0.56	67	0.34	40	0.64	76	0.38	45	1.26	151
3 Door	30"	0.84	101	0.51	61	0.95	114	0.57	68	1.76	211
4 Door	30"	1.12	135	0.67	81	1.27	152	0.76	91	2.29	275
5 Door	30"	1.40	169	0.84	101	1.59	191	0.95	114	2.78	334
6 Door	30"	1.69	202	1.01	121	1.91	229	1.14	136	3.28	394



ALL MEASUREMENTS ARE TAKEN PER ASHRAE-72 SPECIFICATIONS. HILLPHOENIX REFRIGERATED DISPLAY CASES FOR SALE IN THE UNITED STATES MEET OR EXCEED DEPARTMENT OF ENERGY 2017 REQUIREMENTS.

ORZH

Rev. Date	Rev. #	Rev. Title
4-7-21	7	DATA UPDATE
7-9-20	6	DATA UPDATE

Hillphoenix
A DOVER COMPANY

GUIDELINES AND CONTROL SETTINGS							
Application	Door	BTUH/Door		Superheat Set Point @ Bulb (°F)	Evaporator (°F)	Discharge Air (°F)	Discharge Air Velocity (FPM)
		Conventional	Parallel				
Frozen Food	Heated	1044	1023	3 - 5	- 7	- 1	350
Frozen Food	Low E	988	968	3 - 5	- 7	- 1	350
Ice Cream	Heated	1141	1115	3 - 5	- 15	- 8	350
Ice Cream	Low E	1074	1050	3 - 5	- 15	- 8	350

DEFROST CONTROLS						
Defrosts Per Day	Electric Defrost			Hot Gas Defrost		
	Fail Safe (Min)	Termination Temp (°F)	Run Off Time (Min)	Fail Safe (Min)	Termination Temp (°F)	Run Off Time (Min)
1	46	50	0	24	73	13 - 15

NOTES:

- "---" indicates that the feature is not an option with this case model and/or the data is not yet available.
- Door / Frame A/S circuits and fans share the same circuit (same cycle). Default jumpers can be removed in field if separate circuits are desired for A/S and fans.
- Drain heater and fan motors share the same circuit (separate cycles). Electrical circuits must be properly sized to accommodate the higher current draw of the tank heater.
- Defrost heater 3-phase load is unbalanced.
- 3-phase defrost heater data listed represents the maximum amps per phase.
- Data listed is for Optimax Radiant. For other lighting options please contact your sales representative.
- Anti-condensate heat values for Low E doors represent a door with no heat on the glass.
- Listed discharge air velocity represents the average velocity at the peak of defrost.
- The recommended evaporator temperatures may need to be adjusted based on system setup, store conditions, etc. The minimum recommended evaporator temperature is 4°F below the listed evaporator temperature.
- No run-off time required for electrical defrost.
- Heated doors (heat on the glass) require anti-condensate and lighting controls. Frame A/S heat is cycled off during defrost cycles.
- Light and A/S wattages above reflect 100% run time. To determine actual daily energy usage at 75°F/55%RH conditions, reduce the light wattages above by 42% and reduce the A/S values above by the minimum off time.



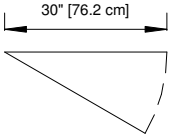
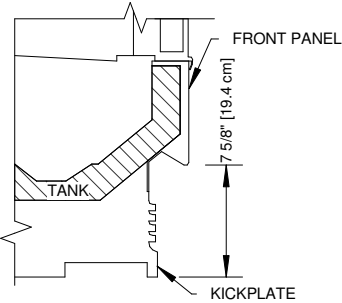
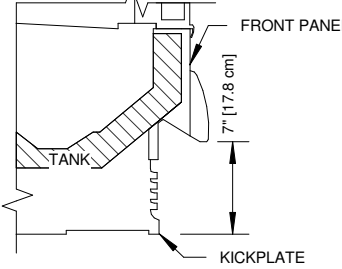
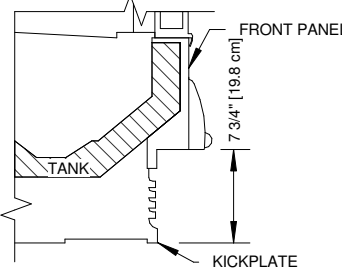
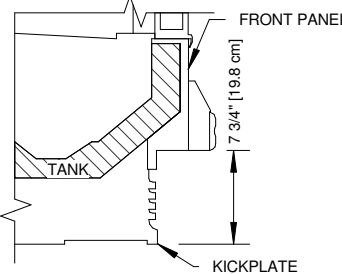
ALL MEASUREMENTS ARE TAKEN PER ASHRAE-72 SPECIFICATIONS. HILLPHOENIX REFRIGERATED DISPLAY CASES FOR SALE IN THE UNITED STATES MEET OR EXCEED DEPARTMENT OF ENERGY 2017 REQUIREMENTS.

ORZH

Rev. Date	Rev. #	Rev. Title
4-7-21	7	DATA UPDATE
7-9-20	6	DATA UPDATE



A DOVER COMPANY

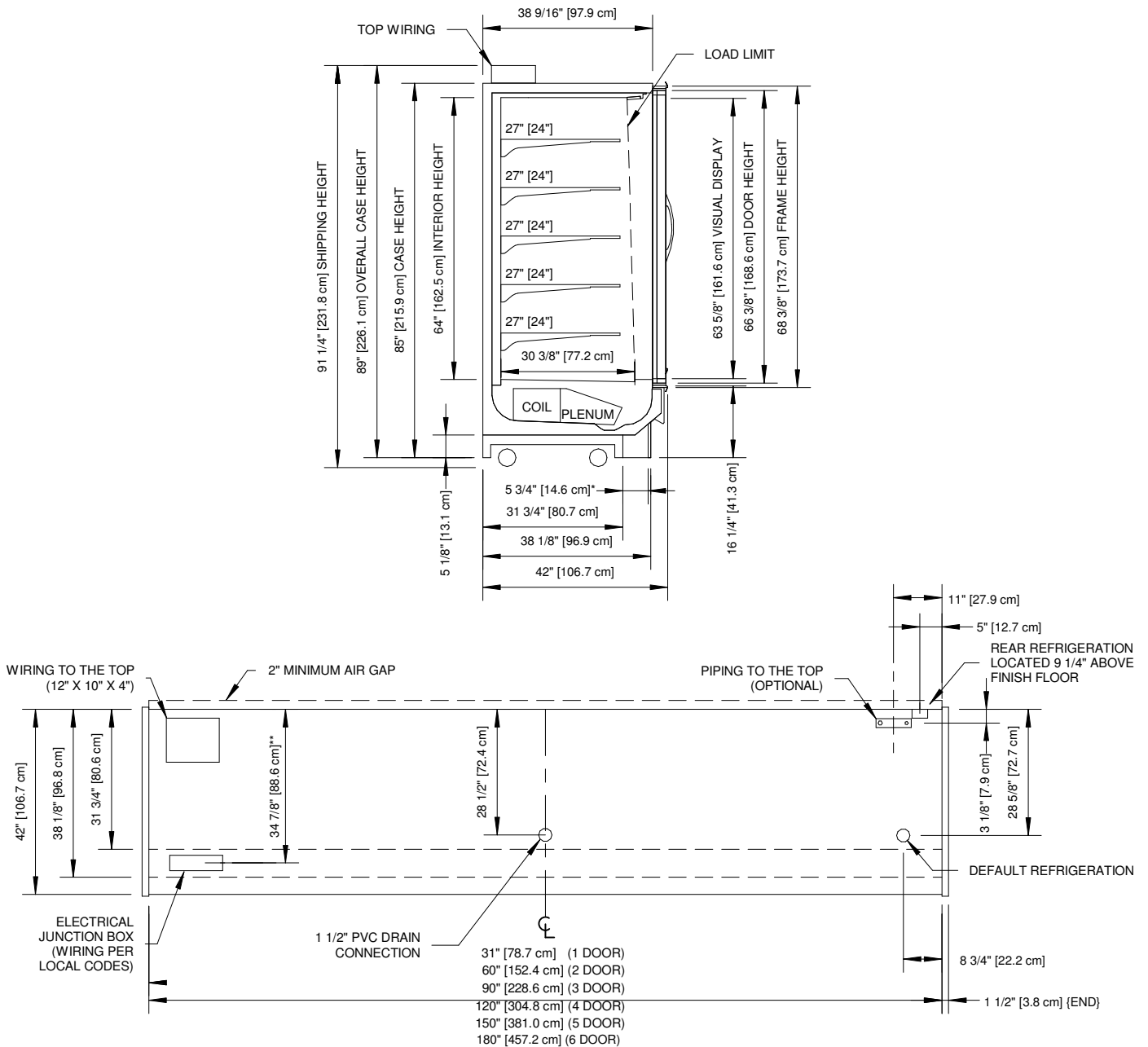
DOOR OPTIONS	FRONT OPTIONS
<p>STANDARD SWING DOOR 1, 2, 3, 4, 5, & 6 - DOOR CASES</p>  <p>30° [76.2 cm]</p>	<p>FLAT FRONT (O SERIES)</p>  <p>FRONT PANEL TANK KICKPLATE 7 5/8" [19.4 cm]</p>
	<p>STREAMLINE BUMPER</p>  <p>FRONT PANEL TANK KICKPLATE 7" [17.8 cm]</p>
	<p>HALF BUMPER</p>  <p>FRONT PANEL TANK KICKPLATE 7 3/4" [19.8 cm]</p>
	<p>CLASSIC 2 BUMPER</p>  <p>FRONT PANEL TANK KICKPLATE 7 3/4" [19.8 cm]</p>



ALL MEASUREMENTS ARE TAKEN PER ASHRAE-72 SPECIFICATIONS. HILLPHOENIX REFRIGERATED DISPLAY CASES FOR SALE IN THE UNITED STATES MEET OR EXCEED DEPARTMENT OF ENERGY 2017 REQUIREMENTS.

ORZH

Rev. Date	Rev. #	Rev. Title
4-7-21	7	DATA UPDATE
7-9-20	6	DATA UPDATE



NOTES:

- * : STUB-UP AREA
- ** : RECOMMENDED STUB-UP CENTERLINE FOR ELECTRICAL AND HUB DRAINS

• Ends at approximately 1" to case height, 1/2" to the back & 1" to the front.



ALL MEASUREMENTS ARE TAKEN PER ASHRAE-72 SPECIFICATIONS. HILLPHOENIX REFRIGERATED DISPLAY CASES FOR SALE IN THE UNITED STATES MEET OR EXCEED DEPARTMENT OF ENERGY 2017 REQUIREMENTS.

ORZH

Rev. Date	Rev. #	Rev. Title
4-7-21	7	DATA UPDATE
7-9-20	6	DATA UPDATE

