

Hillphoenix

a **DOVER** company

**The
SFC
Group**

*Solutions for
convenience sake*



i2i: Island 2 Innovate

Self-Service Island Merchandiser

Small-store format, combination hot and dry medium temperature island merchandiser.

i2i – PF-EC, PF-IC, PFI, SB, BWU and CWC.



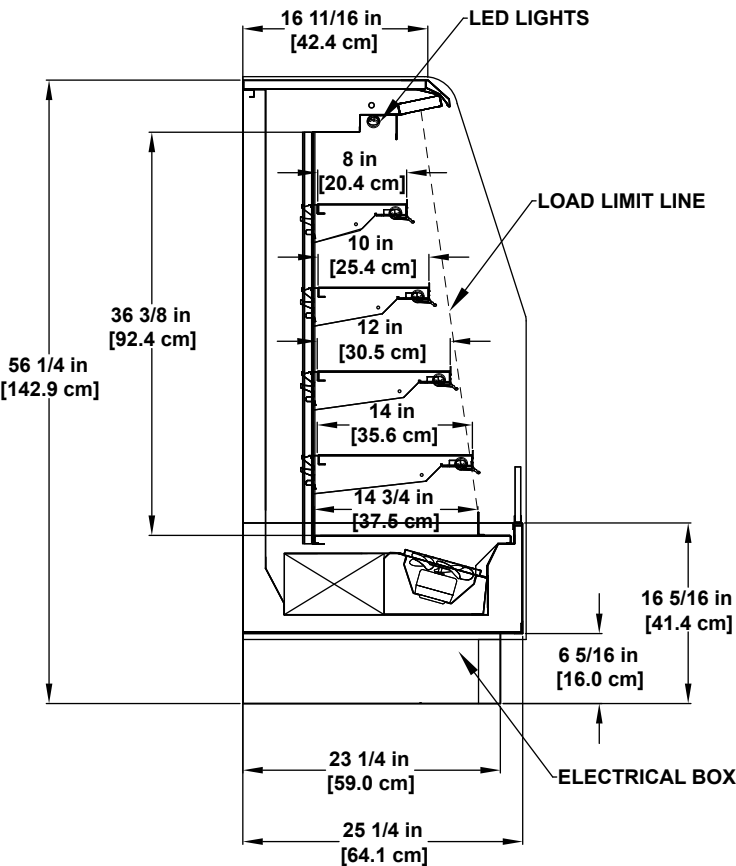
Featured Laminantes

As beautiful on the outside as it is hard working on the inside, your shop-around merchandiser has been designed to fit any store layout or decor. Simply choose from a wide variety of select wood laminates to add the finishing touch and your merchandiser is ready to go to work!

401364 Wild Cherry	400995 Cocoa Maple	400628 African Limba	401392 WA River Cherry	400624 Natural Oak	400634 Natural Maple	401245 Planked Pear	401302 Macchiato Walnut	400968 Prestige Walnut	400997 Natural Cherry	400678 Select Cherry

Fast Facts...

- The highly flexible, multi-case design provides an innovative display solution, no matter whether your retail needs are for refrigerated, hot or dry product applications.
- A completely modular design gives you the ultimate flexibility to design a merchandiser that will fit your store layout and your sales needs exactly.
- Built-in, cold well designs with removable front plenum provide for adjustable pan configurations that can be either flat or angled.
- Modular construction delivers a design flexibility that adapts to any floor plan without compromising performance.
- Multiple case designs can be pre-assembled up to 14' in length to provide for an easier island installation.



Please consult Hillphoenix Engineering Reference Manual for dimensions, plan views and technical specifications. Specifications are subject to change without notice. Certified to UL 471 and ANSI/NSF standard 7.

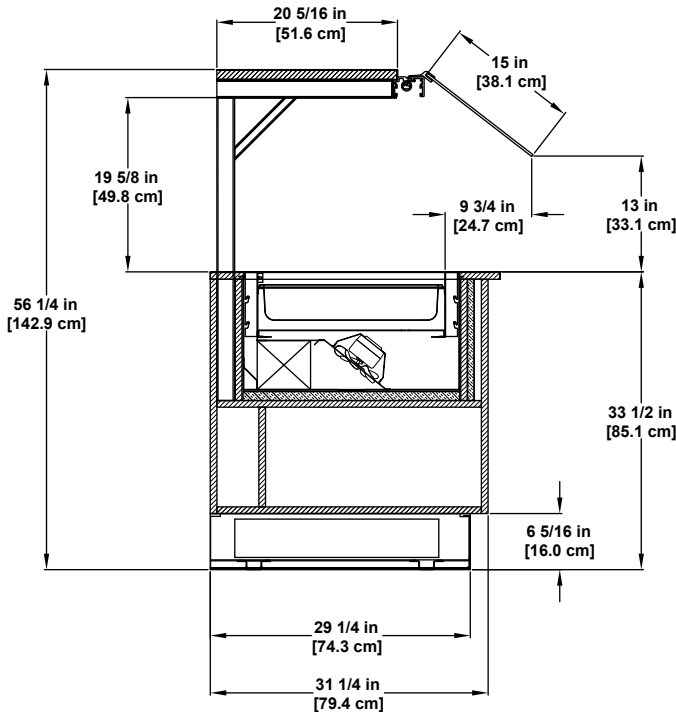
Designed for optimal performance in store environments where temperatures and humidity do not exceed 75°F and 55%R.H.

Base Model Features

- Sled runner base construction.
- Standard 56.25" H with 6.309" base height.
- Standard 19-5/16" case top depth.
- Straight front die board.
- Black painted metal exterior.
- Stainless steel exterior trim.
- Stainless steel front and side toe kick.
- 5-1/2" Polished die board plex.
- Black painted metal interior.
- Interior trim to match interior.
- Stainless steel canopy top.
- (1) row each 10", 12", 14" and 16" adjustable angle painted metal shelving w/ PTM.
- Flat bottom merchandising deck with 2" metal product stop.
- LED Top Light.
- Hard wire power connection to ballast box.
- Energy efficient fans.
- Solar digital thermometer.
- Refrigeration:
 - NRG Coil with 24° SST.
 - Refritgerant type to be specified
 - Floor drain required.
 - Subcooling to be specified.
 - No solenoid, thermostat, or defrost timer.
- Conforms to UL Standard 471, NSF Standard 7 and CAN/CSA C22.2.

Available Options

- Available lengths: 4' & 5'.
- Available heights: 51".
- Shelf depths with 51"- 10", 12" and 14".
- LED undershelf lighting.
- Painted metal base trim.
- Cart bumper.
- Interior and exterior stainless steel finish.
- Other painted metal interior finish.
- Refrigeration options: Thermostat, solenoid, sensor (Consult Factory), EPR valve, ball valve.
- Solid interior painted, solid interior mirror polish stainless steel, thermal glass divider or glass ends.
- Laminate metal exterior.
- Painted canopy top.
- Lift gate shipping option.



Please consult Hillphoenix Engineering Reference Manual for dimensions, plan views and technical specifications. Specifications are subject to change without notice. Certified to UL 471 and ANSI/NSF standard 7.

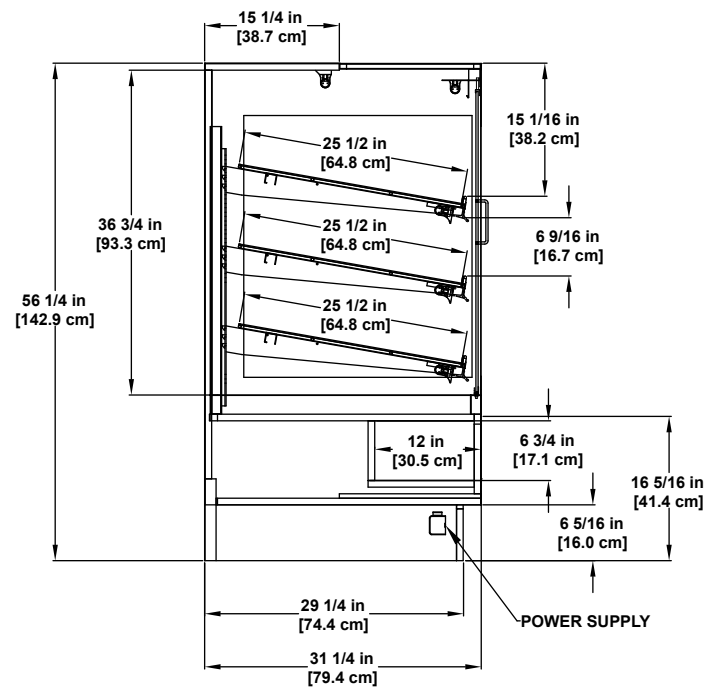
Designed for optimal performance in store environments where temperatures and humidity do not exceed 75°F and 55%R.H.

Base Model Features

- Metal construction.
- Standard base 33-1/2" H above finished floor.
- Standard overall case height 56.25" H with 6.309" H toe kick.
- Sled runner base construction.
- Corian counter top.
- Straight front.
- Painted metal exterior.
- Painted canopy top.
- Unfinished outside back.
- Unfinished case ends.
- Stainless steel exterior trim.
- Stainless steel front toe kick.
- LED top light.
- Hard wire power connection to ballast box.
- Dry lower Storage: Swing door and metal top handle.
- Stainless steel posts.
- Regular glare food guard glass.
- Refrigeration:
 - NRG Coil with 26° SST.
 - Refritgerant type to be specified
 - Floor drain required.
 - Subcooling to be specified.
 - No solenoid, thermostat, or defrost timer.

Available Options

- Available island widths: 4' & 5'.
- Available heights: 51".
- Corian or stone counter top.
- Stainless steel exterior.
- Canopy top: Stainless steel, painted, glass, corian or stone.
- Cart bumper.
- Counter top: Stainless steel or stone.
- Outside back panel: Painted, stainless steel or mirror polished.
- Case ends: Painted, stainless steel or mirror polished.
- Lid dispensers.
- Cup dispenser.
- Napkin insert.
- Round silverware insert.
- Soup wells (available options for quantity provided on size of case).
- Cold wells (available options for quantity provided on size of case).
- Hot wells (available options for quantity provided on size of case).
- Hot wells with or without auto fill.



Please consult Hillphoenix Engineering Reference Manual for dimensions, plan views and technical specifications. Specifications are subject to change without notice. Certified to UL 471 and ANSI/NSF standard 7.

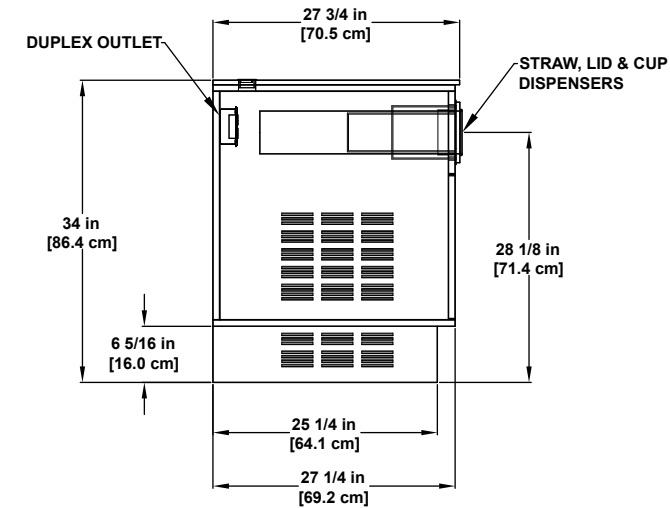
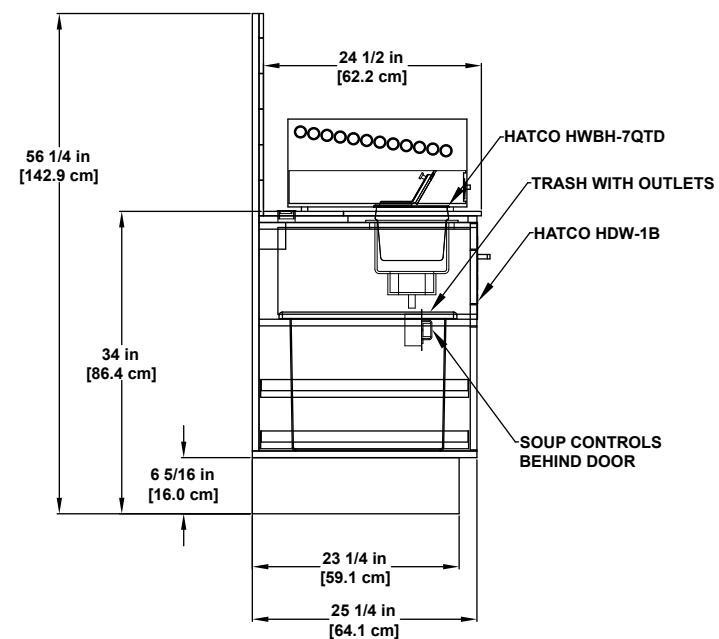
Designed for optimal performance in store environments where temperatures and humidity do not exceed 75°F and 55%R.H.

Base Model Features

- Sled runner base construction.
- Standard 56.25"H with 6.309"H toe kick height.
- Standard case 31.5" depth.
- Straight front die board.
- Stainless steel base trim.
- Black painted metal exterior.
- Stainless steel case top.
- Black painted outside back end case.
- Black painted metal interior.
- Interior trim to match interior.
- Flat bottom merchandising deck.
- (3) rows of shelves that accept 26" bakery trays.
- LED single row top lighting.
- Ballast tray for electrical.

Available Options

- Available island widths: 4' & 5'.
- Painted metal base trim.
- Exterior finish: Stainless steel, painted or laminate.
- Interior finish: painted metal or stainless steel.
- Cart bumper.
- Wire upper shelves.
- LED lighted upper shelves.
- Outside back panel: Painted, stainless steel or mirror polished.
- Positive air pressure fan.

**CWC-4D**

CWC-6D



Please consult Hillphoenix Engineering Reference Manual for dimensions, plan views and technical specifications. Specifications are subject to change without notice. Certified to UL 471 and ANSI/NSF standard 7.

Designed for optimal performance in store environments where temperatures and humidity do not exceed 75°F and 55%R.H.

Base Model Features

- Metal construction.
- Stainless steel counter top.
- Standard base 33-1/2"H above finished floor.
- Standard overall case 56.25"H with 6.309"H toe kick.
- Sled runner base construction.
- Straight front.
- Gloss black metal exterior.
- Stainless steel front toe kick.
- Hard wire power connection to ballast box.
- Dry lower storage: Swing doors and metal top handle.

Available Options

- Available island depths : 4' & 5'.
- Counter top: Corian or stone.
- Exterior: Stainless steel, painted or laminate.
- PF-End panel insert.
- Cart bumper.
- Lid dispenser.
- Cup dispenser.
- SB-End panel insert.
- Painted front toe kick.
- GFCI outlets in back splash.
- Soup Wells.

Hillphoenix

a **DOVER** company

2016 Gees Mill Road
Conyers, GA 30013
844.591.5937
www.hillphoenix.com

©2018 Hillphoenix, Inc.