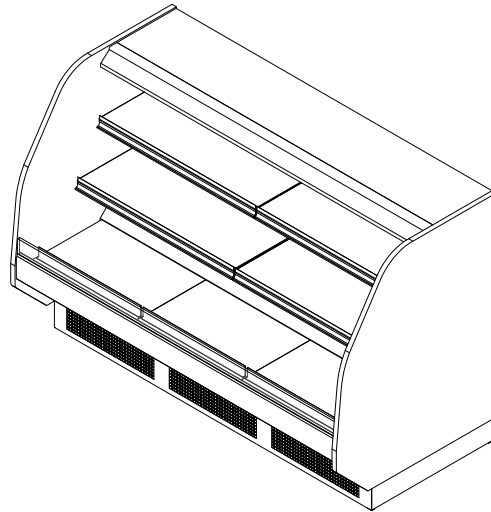


GENERAL NOTES:

- "---" Indicates that the feature is not an option on this case model and/or the data is not yet available at this time.



SHIPPING WEIGHT	
Case	Weight
BLF-SS	---



ENGINEERED FOR STORES WITH AMBIENT CONDITIONS NOT TO EXCEED 75° AND 55% RELATIVE HUMIDITY. DUE TO ENGINEERING IMPROVEMENTS SPECIFICATIONS MAY CHANGE WITHOUT NOTICE. ALL MEASUREMENTS ARE TAKEN PER ASHRAE-72 SPECIFICATIONS. HILLPHOENIX REFRIGERATED DISPLAY CASES FOR SALE IN THE UNITED STATES MEET OR EXCEED DEPARTMENT OF ENERGY 2017 REQUIREMENTS. NUMBERS ARE BASED ON STANDARD CASE SIZES. CONSULT ENGINEERING.

BLF-SS

Rev. Date	Rev. #	Rev. Title
03-15-22	3	DATA UPDATE
10-02-20	2	ENDVIEW UPDATE



SYSTEM REQUIREMENTS

Volts	Phase	Total Amps	Minimum Circuit Ampacity	Maximum Overcurrent Protection
120 - 208	1	12.37	20	35

ELECTRICAL DATA

Fans Per Case	High Efficiency Fans		Anti-Condensate Fans		Drain Pumps		Evaporator Pan Heaters			Auxiliary Fans	
	120 Volts		120 Volts		120 Volts		Amps	Volts	Watts	120 Volts	
	Amps	Watts	Amps	Watts	Amps	Watts				Amps	Watts
3	0.90	108	---	---	---	---	208	4.20	1000	---	---

LIGHTING DATA

Lights Per Row	Light Length	Clearvoyant 4 LED Lighting (Per Light Row)			
		Standard Power (Cornice or Shelf)		High Power (Cornice)	
		120 Volts		120 Volts	
		Amps	Watts	Amps	Watts
2	3	0.08	9.4	0.20	23.8

GUIDELINES AND CONTROL SETTINGS

24hr Energy Usage (kWh/ft)	Suction Temperature @ Case Outlet (°F)	Superheat Set Point @ Bulb (°F)	Discharge Air (°F)	Discharge Air Velocity (FPM)
4.76	20	10	28	200

CONDENSING UNIT DATA

Volts	Phase	HP	RLA (Amps)	LRA (Amps)	Refrig.	Condenser Fans		Lbs. of Refrig.
						Amps	Watts	
208	1	1	4.30	46.00	404a	0.85	176.8	5.2

DEFROST CONTROLS

Defrosts Per Day	Run-Off Time (Min)	Electric Defrost		Timed-Off Defrost		Hot Gas Defrost	
		Fail-Safe (Min)	Termination Temp (°F)	Fail-Safe (Min)	Termination Temp (°F)	Fail-Safe (Min)	Termination Temp (°F)
6	---	---	---	20	---	---	---

NOTES:

- "----" Indicates that the feature is not an option on this case model and/or the data is not yet available at this time.
- Listed discharge air velocity represents the average velocity at the peak of defrost.
- RLA - Running Load Amps
- LRA - Locked Rotor Amps

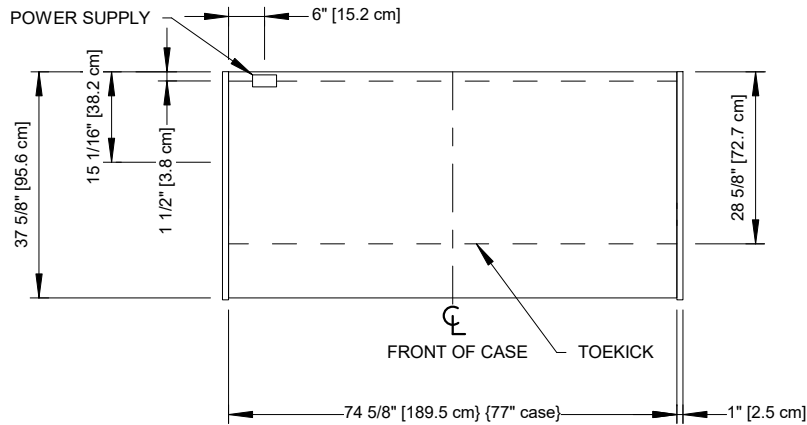
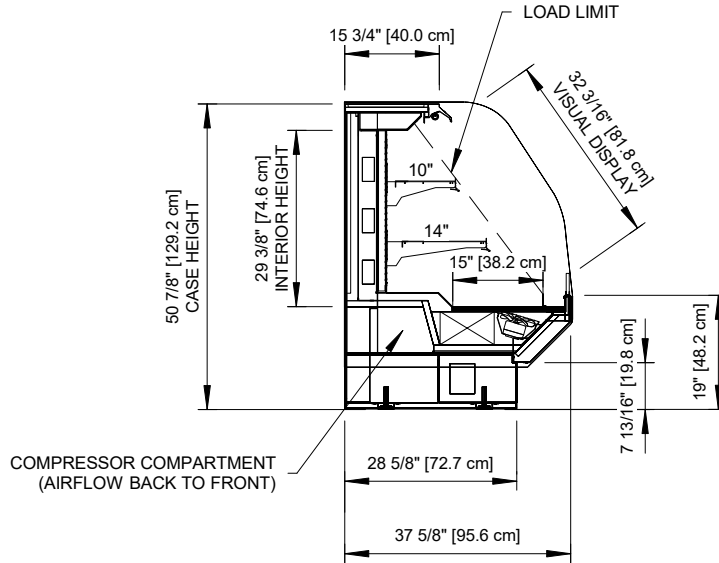


ENGINEERED FOR STORES WITH AMBIENT CONDITIONS NOT TO EXCEED 75° AND 55% RELATIVE HUMIDITY. DUE TO ENGINEERING IMPROVEMENTS SPECIFICATIONS MAY CHANGE WITHOUT NOTICE. ALL MEASUREMENTS ARE TAKEN PER ASHRAE-72 SPECIFICATIONS. HILLPHOENIX REFRIGERATED DISPLAY CASES FOR SALE IN THE UNITED STATES MEET OR EXCEED DEPARTMENT OF ENERGY 2017 REQUIREMENTS. NUMBERS ARE BASED ON STANDARD CASE SIZES. CONSULT ENGINEERING.

BLF-SS

Rev. Date	Rev. #	Rev. Title
03-15-22	3	DATA UPDATE
10-02-20	2	ENDVIEW UPDATE





ENGINEERED FOR STORES WITH AMBIENT CONDITIONS NOT TO EXCEED 75° AND 55% RELATIVE HUMIDITY. DUE TO ENGINEERING IMPROVEMENTS SPECIFICATIONS MAY CHANGE WITHOUT NOTICE. ALL MEASUREMENTS ARE TAKEN PER ASHRAE-72 SPECIFICATIONS. HILLPHOENIX REFRIGERATED DISPLAY CASES FOR SALE IN THE UNITED STATES MEET OR EXCEED DEPARTMENT OF ENERGY 2017 REQUIREMENTS. NUMBERS ARE BASED ON STANDARD CASE SIZES. CONSULT ENGINEERING.

BLF-SS

Rev. Date	Rev. #	Rev. Title
03-15-22	3	DATA UPDATE
10-02-20	2	ENDVIEW UPDATE

