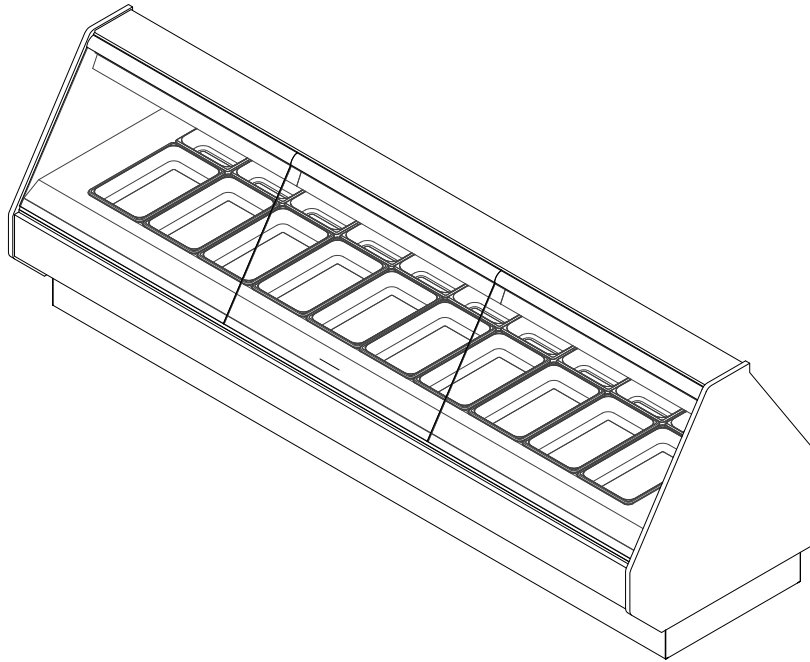


**GENERAL NOTES:**

- "---" Indicates that the feature is not an option on this case model and/or the data is not yet available at this time.
- Curved glass (optional)



SHIPPING WEIGHT	
Case	Weight
BMD-H	---



ENGINEERED FOR STORES WITH AMBIENT CONDITIONS NOT TO EXCEED 75° AND 55% RELATIVE HUMIDITY. DUE TO ENGINEERING IMPROVEMENTS SPECIFICATIONS MAY CHANGE WITHOUT NOTICE. ALL MEASUREMENTS ARE TAKEN PER ASHRAE-72 SPECIFICATIONS. NUMBERS ARE BASED ON STANDARD CASE SIZES. CONSULT ENGINEERING.

**BMD-H**

Rev. Date	Rev. #	Rev. Title
03-15-22	4	DATA UPDATE
03-10-21	3	LOGO UPDATE

SERVICE DATA											
Case Length	Top Heaters		Bottom Heaters		Lights		Shelves		Total Amps (120/208-3-60)		
	Qty	Watts (Each)	Qty	Watts (Each)	Qty	Watts (Each)	Qty	Watts (Each)	L1	L2	L3
4'	3	250	2	600	2	100	---	---	9.38	4.70	5.76
6'	4	250	3	600	3	100	---	---	9.13	11.19	8.56
8'	6	250	4	600	4	100	---	---	12.98	13.10	13.46
10'	7	250	5	600	5	100	---	---	17.01	17.76	13.44
12'	8	250	6	600	6	100	---	---	21.12	19.20	19.50

ELECTRICAL DATA			
Case Length	Fans Per Case	Convection Fans	
		120 Volts	
		Amps	Watts
4'	2	0.06	14
6'	3	0.09	21
8'	4	0.12	28
10'	4	0.12	28
12'	5	0.15	35

LIGHTING DATA				
Case Length	Lights Per Row	Light Length	Incandescent Lighting (Per Light Row)	
			Amps	Watts
4'	2	---	0.96	200
6'	3	---	1.44	300
8'	4	---	1.92	400
10'	5	---	2.40	500
12'	6	---	2.88	600

**NOTES:**

- "----" Indicates that the feature is not an option on this case model and/or the data is not yet available at this time.



ENGINEERED FOR STORES WITH AMBIENT CONDITIONS NOT TO EXCEED 75° AND 55% RELATIVE HUMIDITY. DUE TO ENGINEERING IMPROVEMENTS SPECIFICATIONS MAY CHANGE WITHOUT NOTICE. ALL MEASUREMENTS ARE TAKEN PER ASHRAE-72 SPECIFICATIONS. NUMBERS ARE BASED ON STANDARD CASE SIZES. CONSULT ENGINEERING.

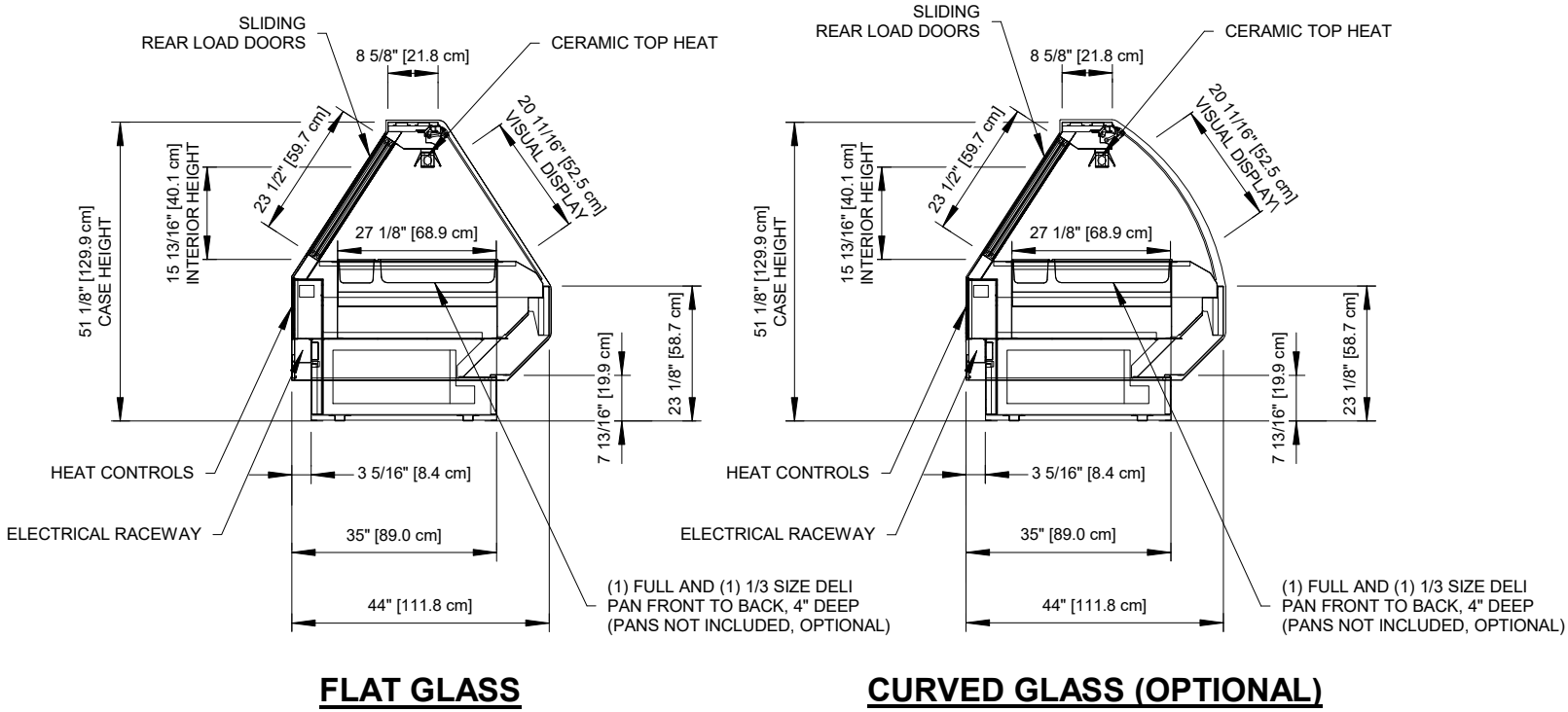
**BMD-H**

Rev. Date	Rev. #	Rev. Title
03-15-22	4	DATA UPDATE
03-10-21	3	LOGO UPDATE



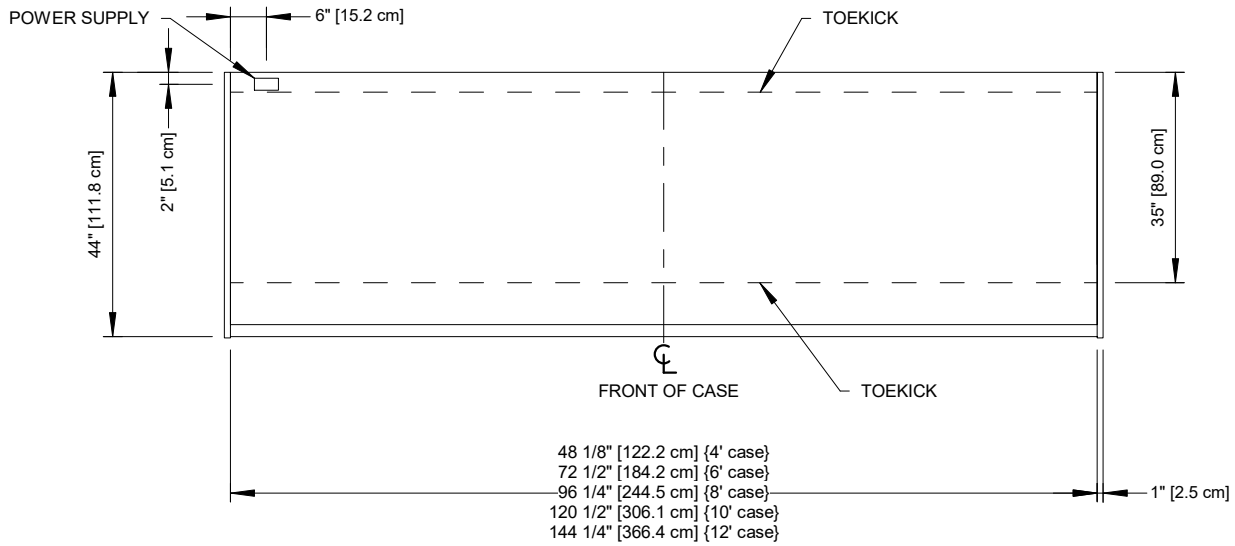
# BMD-H

Service Single-Door Hot Merchandiser w/ Flat or Curved Lift Glass  
4', 6', 8', 10' & 12' (Deli)



**FLAT GLASS**

**CURVED GLASS (OPTIONAL)**



ENGINEERED FOR STORES WITH AMBIENT CONDITIONS NOT TO EXCEED 75° AND 55% RELATIVE HUMIDITY. DUE TO ENGINEERING IMPROVEMENTS SPECIFICATIONS MAY CHANGE WITHOUT NOTICE. ALL MEASUREMENTS ARE TAKEN PER ASHRAE-72 SPECIFICATIONS. NUMBERS ARE BASED ON STANDARD CASE SIZES. CONSULT ENGINEERING.

## BMD-H

Rev. Date	Rev. #	Rev. Title
03-15-22	4	DATA UPDATE
03-10-21	3	LOGO UPDATE

