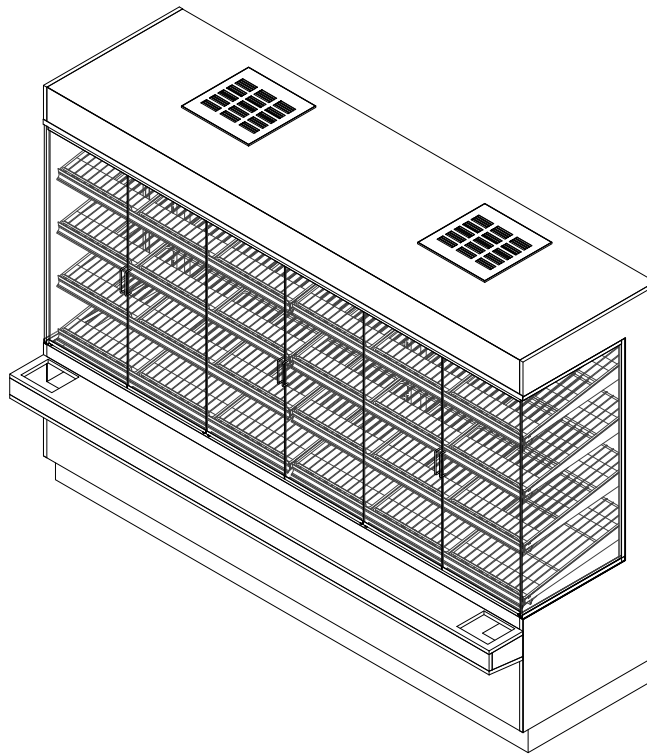


**GENERAL NOTES:**

- "---" Indicates that the feature is not an option on this case model and/or the data is not yet available at this time.



SHIPPING WEIGHT	
Case	Weight
BWU-D	---




ENGINEERED FOR STORES WITH AMBIENT CONDITIONS NOT TO EXCEED 75° AND 55% RELATIVE HUMIDITY. DUE TO ENGINEERING IMPROVEMENTS SPECIFICATIONS MAY CHANGE WITHOUT NOTICE. ALL MEASUREMENTS ARE TAKEN PER ASHRAE-72-2005 SPECIFICATIONS. NUMBERS ARE BASED ON STANDARD CASE SIZES. CONSULT ENGINEERING.

**BWU-D**

Rev. Date	Rev. #	Rev. Title
05-06-21	1	NEW STANDARDS

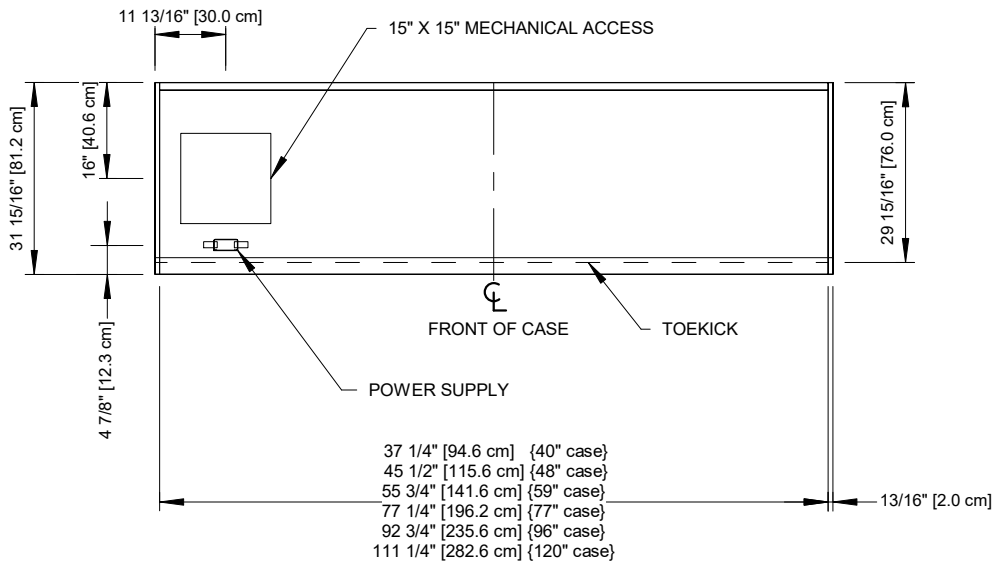
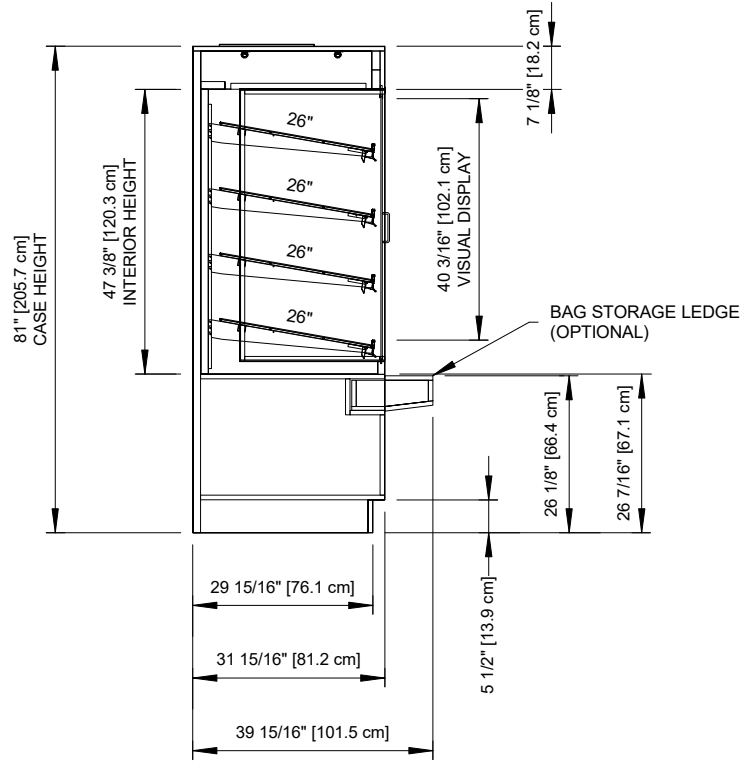
LIGHTING DATA						
Case Length	Lights Per Row	Light Length	Clearvoyant 4 LED Lighting (Per Light Row)			
			Standard Power (Cornice or Shelf)		High Power (Cornice)	
			120 Volts		120 Volts	
			Amps	Watts	Amps	Watts
40"	1	3'	0.04	4.7	0.10	11.9
48"	1	4'	0.05	5.9	0.12	14.9
59"	1	5'	0.06	7.5	0.15	18.5
77"	2	3'	0.08	9.4	0.20	23.8
96"	2	4'	0.10	11.8	0.24	29.8
120"	2	5'	0.12	15.0	0.30	37.0



ENGINEERED FOR STORES WITH AMBIENT CONDITIONS NOT TO EXCEED 75° AND 55% RELATIVE HUMIDITY. DUE TO ENGINEERING IMPROVEMENTS SPECIFICATIONS MAY CHANGE WITHOUT NOTICE. ALL MEASUREMENTS ARE TAKEN PER ASHRAE-72-2005 SPECIFICATIONS. NUMBERS ARE BASED ON STANDARD CASE SIZES. CONSULT ENGINEERING.

## BWU-D

Rev. Date	Rev. #	Rev. Title
05-06-21	1	NEW STANDARDS



**NOTES:**

- Shown with optional bag storage ledge.



ENGINEERED FOR STORES WITH AMBIENT CONDITIONS NOT TO EXCEED 75° AND 55% RELATIVE HUMIDITY. DUE TO ENGINEERING IMPROVEMENTS SPECIFICATIONS MAY CHANGE WITHOUT NOTICE. ALL MEASUREMENTS ARE TAKEN PER ASHRAE-72-2005 SPECIFICATIONS. NUMBERS ARE BASED ON STANDARD CASE SIZES. CONSULT ENGINEERING.

**BWU-D**

Rev. Date	Rev. #	Rev. Title
05-06-21	1	NEW STANDARDS

