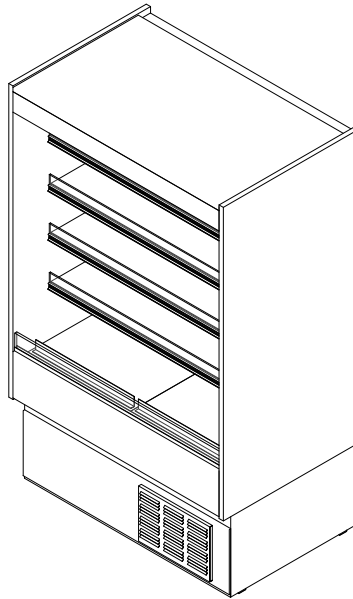


**GENERAL NOTES:**

- "---" Indicates that the feature is not an option on this case model and/or the data is not yet available at this time.



SHIPPING WEIGHT	
Case	Weight
CF-S-SC	---



ENGINEERED FOR STORES WITH AMBIENT CONDITIONS NOT TO EXCEED 75° AND 55% RELATIVE HUMIDITY. DUE TO ENGINEERING IMPROVEMENTS SPECIFICATIONS MAY CHANGE WITHOUT NOTICE. ALL MEASUREMENTS ARE TAKEN PER ASHRAE-72-2005 SPECIFICATIONS. HILLPHOENIX REFRIGERATED DISPLAY CASES FOR SALE IN THE UNITED STATES MEET OR EXCEED DEPARTMENT OF ENERGY 2017 REQUIREMENTS. NUMBERS ARE BASED ON STANDARD CASE SIZES. CONSULT ENGINEERING.

**CF-S-SC**

Rev. Date	Rev. #	Rev. Title
05-05-21	1	NEW STANDARDS



SYSTEM REQUIREMENTS				
Volts	Phase	Total Amps	Minimum Circuit Ampacity	Maximum Overcurrent Protection
120	1	19.07	24	43

ELECTRICAL DATA											
Fans Per Case	High Efficiency Fans		Anti-Condensate Fans		Drain Pumps		Evaporator Pan Heaters			Auxiliary Fans	
	120 Volts		120 Volts		120 Volts		Amps	Volts	Watts	120 Volts	
	Amps	Watts	Amps	Watts	Amps	Watts				Amps	Watts
2	0.60	72	---	---	---	---	120	8.30	1000	---	---

LIGHTING DATA					
Lights Per Row	Light Length	Clearvoyant 4 LED Lighting (Per Light Row)			
		Standard Power (Cornice or Shelf)		High Power (Cornice)	
		120 Volts		120 Volts	
Amps	Watts	Amps	Watts	Amps	Watts
1	4	0.05	5.9	0.12	14.9

GUIDELINES AND CONTROL SETTINGS				
24hr Energy Usage (kWh/ft)	Suction Temperature @ Case Outlet (°F)	Superheat Set Point @ Bulb (°F)	Discharge Air (°F)	Discharge Air Velocity (FPM)
9	56	8 - 10	32 - 33	110

CONDENSING UNIT DATA								
Volts	Phase	HP	RLA (Amps)	LRA (Amps)	Refrig.	Condenser Fans		Lbs. of Refrig.
						Amps	Watts	
120	1	3/4	9	70	404a	0.87	85	4.2

DEFROST CONTROLS							
Defrosts Per Day	Run-Off Time (Min)	Electric Defrost		Timed-Off Defrost		Hot Gas Defrost	
		Fail-Safe (Min)	Termination Temp (°F)	Fail-Safe (Min)	Termination Temp (°F)	Fail-Safe (Min)	Termination Temp (°F)
2	---	---	---	45	42	---	---

**NOTES:**

- "----" Indicates that the feature is not an option on this case model and/or the data is not yet available at this time.
- Listed discharge air velocity represents the average velocity at the peak of defrost.
- RLA - Running Load Amps
- LRA - Locked Rotor Amps

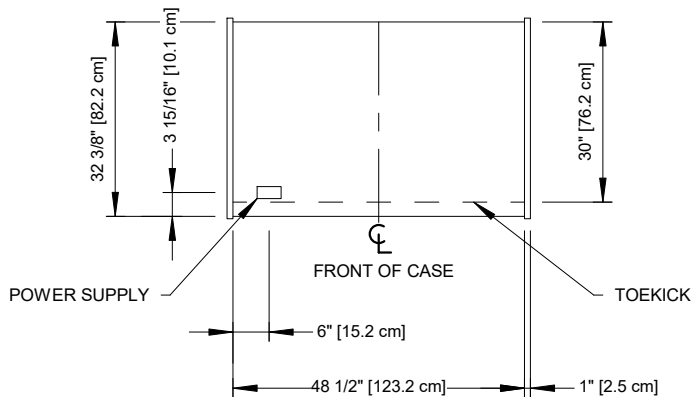
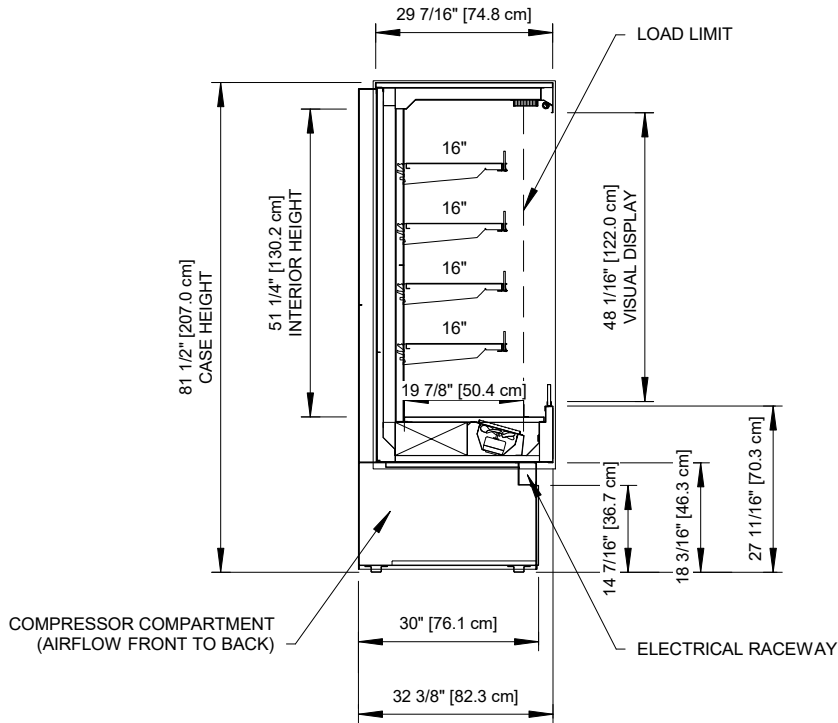


ENGINEERED FOR STORES WITH AMBIENT CONDITIONS NOT TO EXCEED 75° AND 55% RELATIVE HUMIDITY. DUE TO ENGINEERING IMPROVEMENTS SPECIFICATIONS MAY CHANGE WITHOUT NOTICE. ALL MEASUREMENTS ARE TAKEN PER ASHRAE-72-2005 SPECIFICATIONS. HILLPHOENIX REFRIGERATED DISPLAY CASES FOR SALE IN THE UNITED STATES MEET OR EXCEED DEPARTMENT OF ENERGY 2017 REQUIREMENTS. NUMBERS ARE BASED ON STANDARD CASE SIZES. CONSULT ENGINEERING.

**CF-S-SC**

Rev. Date	Rev. #	Rev. Title
05-05-21	1	NEW STANDARDS





Intertek Intertek

ENGINEERED FOR STORES WITH AMBIENT CONDITIONS NOT TO EXCEED 75° AND 55% RELATIVE HUMIDITY. DUE TO ENGINEERING IMPROVEMENTS SPECIFICATIONS MAY CHANGE WITHOUT NOTICE. ALL MEASUREMENTS ARE TAKEN PER ASHRAE-72-2005 SPECIFICATIONS. HILLPHOENIX REFRIGERATED DISPLAY CASES FOR SALE IN THE UNITED STATES MEET OR EXCEED DEPARTMENT OF ENERGY 2017 REQUIREMENTS. NUMBERS ARE BASED ON STANDARD CASE SIZES. CONSULT ENGINEERING.

## CF-S-SC

Rev. Date	Rev. #	Rev. Title
05-05-21	1	NEW STANDARDS



a DOVER company