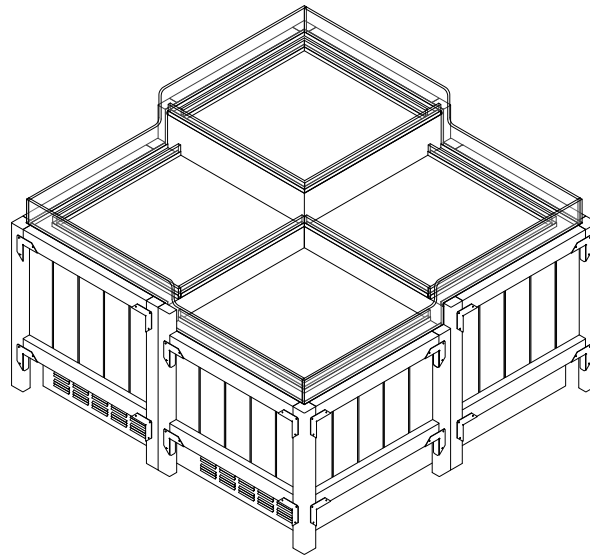




**GENERAL NOTES:**

- "---" Indicates that the feature is not an option on this case model and/or the data is not yet available at this time.



SHIPPING WEIGHT	
Case	Weight
OB-SC	---



**OB-SC**

Rev. Date	Rev. #	Rev. Title
03-15-22	7	DATA UPDATE
07-01-21	6	DATA UPDATE



ALL MEASUREMENTS ARE TAKEN PER ASHRAE-72 SPECIFICATIONS. HILLPHOENIX REFRIGERATED DISPLAY CASES FOR SALE IN THE UNITED STATES MEET OR EXCEED DEPARTMENT OF ENERGY 2017 REQUIREMENTS.



SYSTEM REQUIREMENTS					
Case Length	Volts	Phase	Total Amps	Minimum Circuit Ampacity	Maximum Overcurrent Protection
1 Tier	120	1	6.03	7.36	12.66
2 Tier	120	1	9.23	11.33	19.73
4 Tier	120	1	18.46	20.56	28.96
2 Tier	120/208	1	5.30	6.63	11.93
4 Tier	120/208	1	8.40	10.50	18.95

ELECTRICAL DATA				
Case Length	Fans Per Case	Volts	High Efficiency Fans	
			Amps	Watts
1 Tier	1	120	0.30	25
2 Tier	1	120	0.30	25
4 Tier	2	120	0.60	50

GUIDELINES AND CONTROL SETTINGS			
Case Length	24hr Energy Usage (kWh/ft)	Discharge Air (°F)	Discharge Air Velocity (FPM)
1 Tier	7.13	28	117*
2 Tier	10.00	28	170
4 Tier	20.00	28	150 - 170

CONDENSING UNIT DATA										
Case Length	Volts	Phase	BTUhs	RLA (Amps)	LRA (Amps)	Refrig.	Qty	Grams	Condenser Fans	
									Amps	Watts
1 Tier	120	1	2734	5.3	32.0	R290	1	126	0.43	25
2 Tier	120	1	3533	8.4	41.5	R290	1	88	0.53	30
4 Tier	120	1	3533	8.4	41.5	R290	2	88	0.53	30

DEFROST CONTROLS							
Defrosts Per Day	Run-Off Time (Min)	Electric Defrost		Timed-Off Defrost		Hot Gas Defrost	
		Fail-Safe (Min)	Termination Temp (°F)	Fail-Safe (Min)	Termination Temp (°F)	Fail-Safe (Min)	Termination Temp (°F)
6	---	---	---	45	46	---	---

**NOTES:**

- "—" Indicates that the feature is not an option on this case model and/or the data is not yet available at this time.
- Listed discharge air velocity represents the average velocity at the peak of defrost measured from front facing discharge wall vents to lower tier.
- RLA - Running Load Amps
- LRA - Locked Rotor Amps
- Discharge air velocity measured from deck perforations.



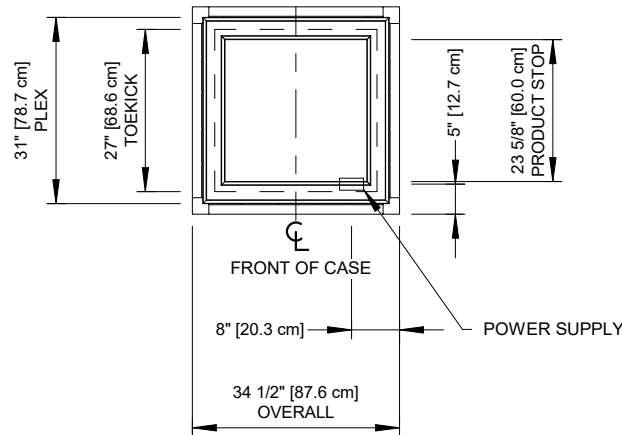
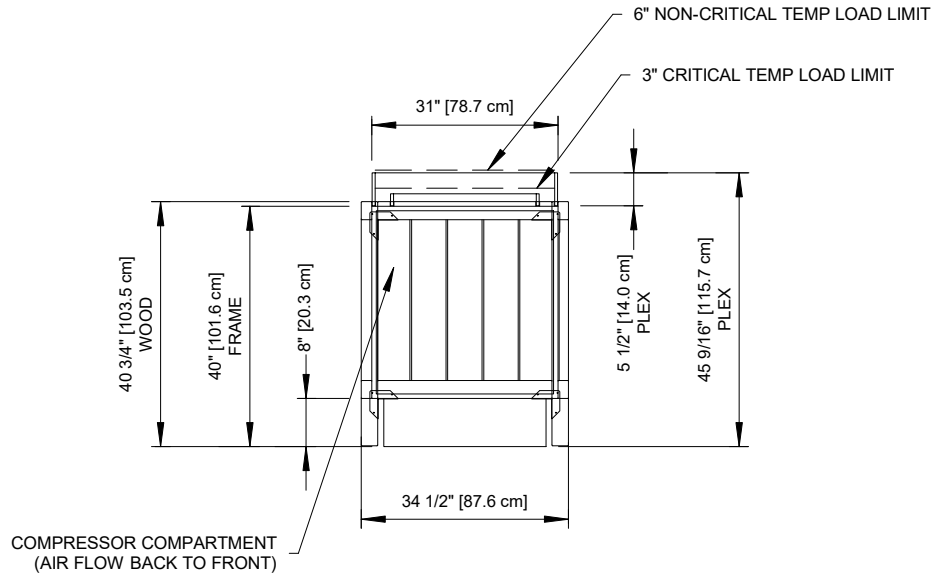
**OB-SC**



ALL MEASUREMENTS ARE TAKEN PER ASHRAE-72 SPECIFICATIONS. HILLPHOENIX REFRIGERATED DISPLAY CASES FOR SALE IN THE UNITED STATES MEET OR EXCEED DEPARTMENT OF ENERGY 2017 REQUIREMENTS.

Rev. Date	Rev. #	Rev. Title
03-15-22	7	DATA UPDATE
07-01-21	6	DATA UPDATE





**NOTES:**

- Shown with optional wood cladding.

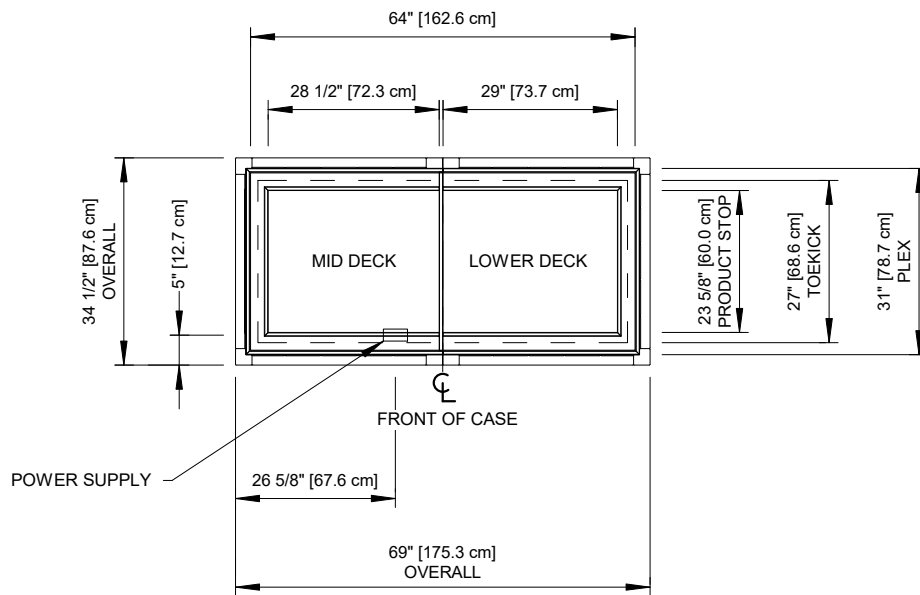
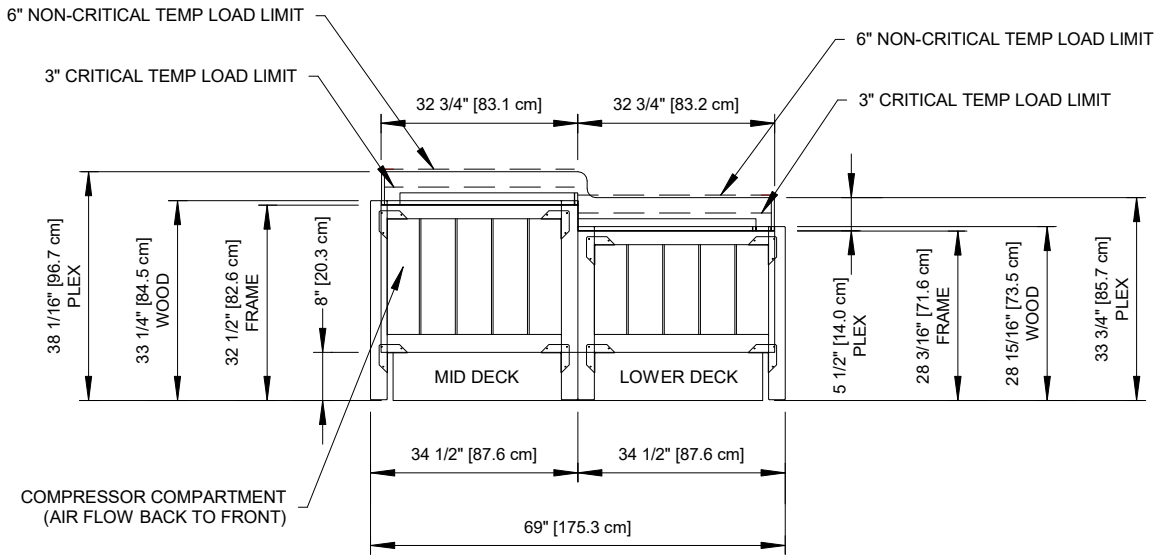


**OB-SC**

Rev. Date	Rev. #	Rev. Title
03-15-22	7	DATA UPDATE
07-01-21	6	DATA UPDATE



ALL MEASUREMENTS ARE TAKEN PER ASHRAE-72 SPECIFICATIONS. HILLPHOENIX REFRIGERATED DISPLAY CASES FOR SALE IN THE UNITED STATES MEET OR EXCEED DEPARTMENT OF ENERGY 2017 REQUIREMENTS.



**NOTES:**

- Shown with optional wood cladding.

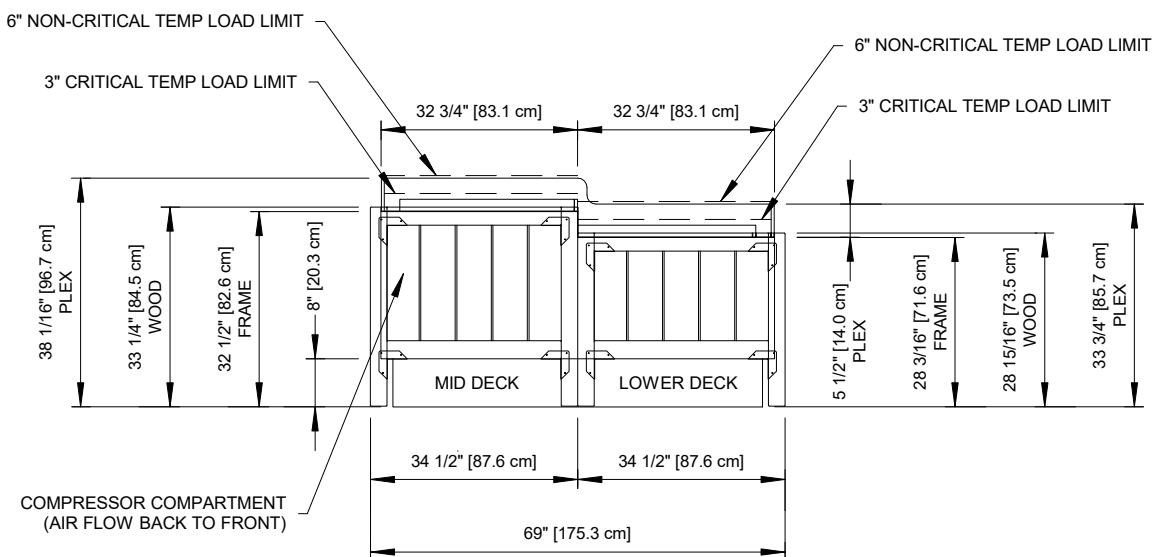
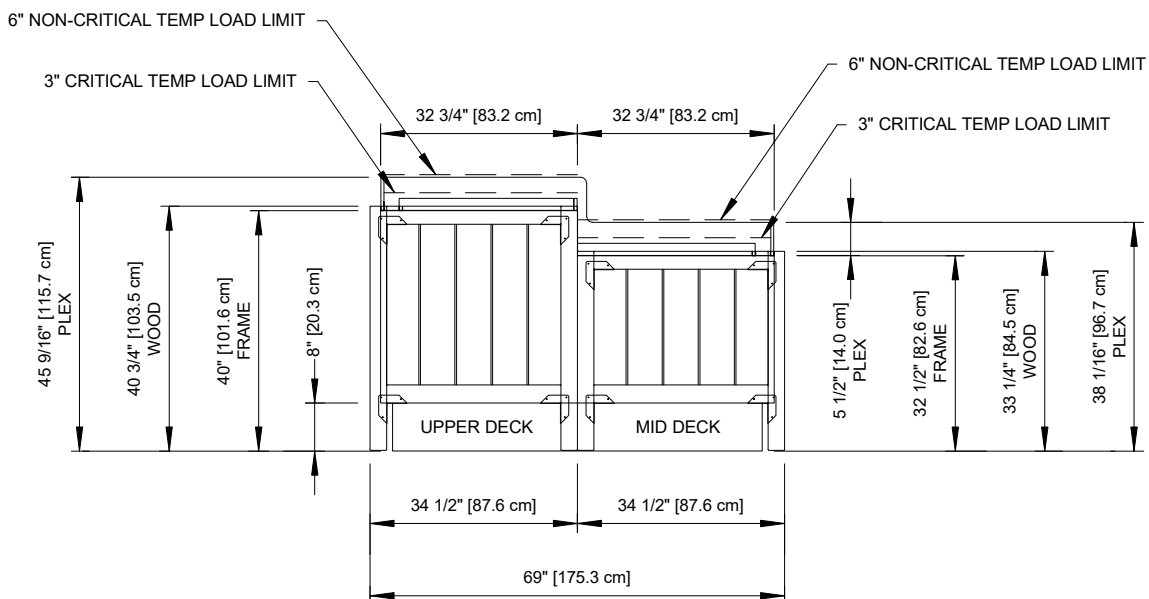


**OB-SC**

Rev. Date	Rev. #	Rev. Title
03-15-22	7	DATA UPDATE
07-01-21	6	DATA UPDATE



ALL MEASUREMENTS ARE TAKEN PER ASHRAE-72 SPECIFICATIONS. HILLPHOENIX REFRIGERATED DISPLAY CASES FOR SALE IN THE UNITED STATES MEET OR EXCEED DEPARTMENT OF ENERGY 2017 REQUIREMENTS.



**NOTES:**

- Shown with optional wood cladding.



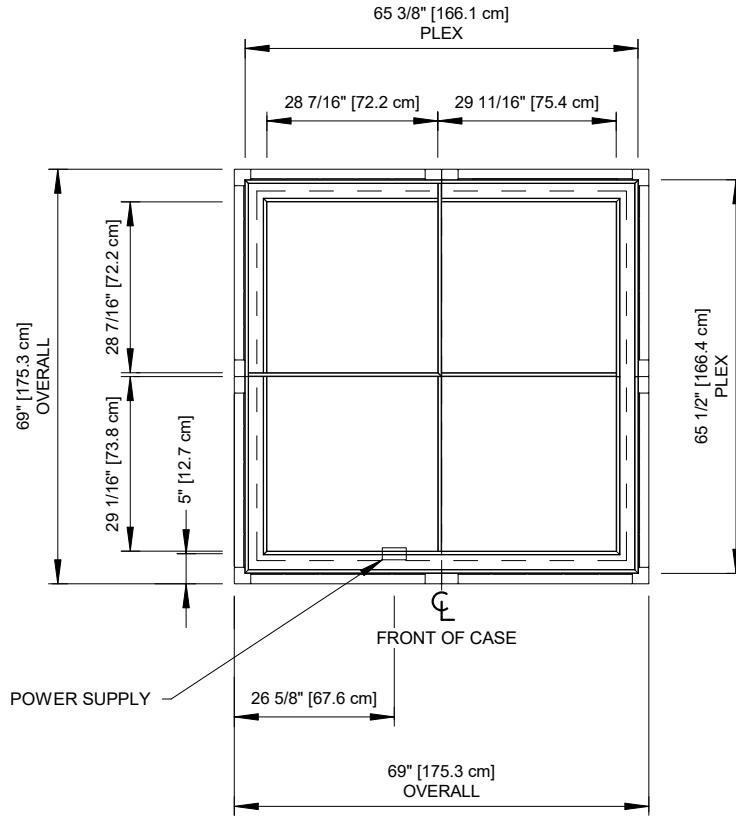
**OB-SC**



ALL MEASUREMENTS ARE TAKEN PER ASHRAE-72 SPECIFICATIONS. HILLPHOENIX REFRIGERATED DISPLAY CASES FOR SALE IN THE UNITED STATES MEET OR EXCEED DEPARTMENT OF ENERGY 2017 REQUIREMENTS.

Rev. Date	Rev. #	Rev. Title
03-15-22	7	DATA UPDATE
07-01-21	6	DATA UPDATE





## OB-SC



ALL MEASUREMENTS ARE TAKEN PER ASHRAE-72 SPECIFICATIONS. HILLPHOENIX REFRIGERATED DISPLAY CASES FOR SALE IN THE UNITED STATES MEET OR EXCEED DEPARTMENT OF ENERGY 2017 REQUIREMENTS.

Rev. Date	Rev. #	Rev. Title
03-15-22	7	DATA UPDATE
07-01-21	6	DATA UPDATE

