

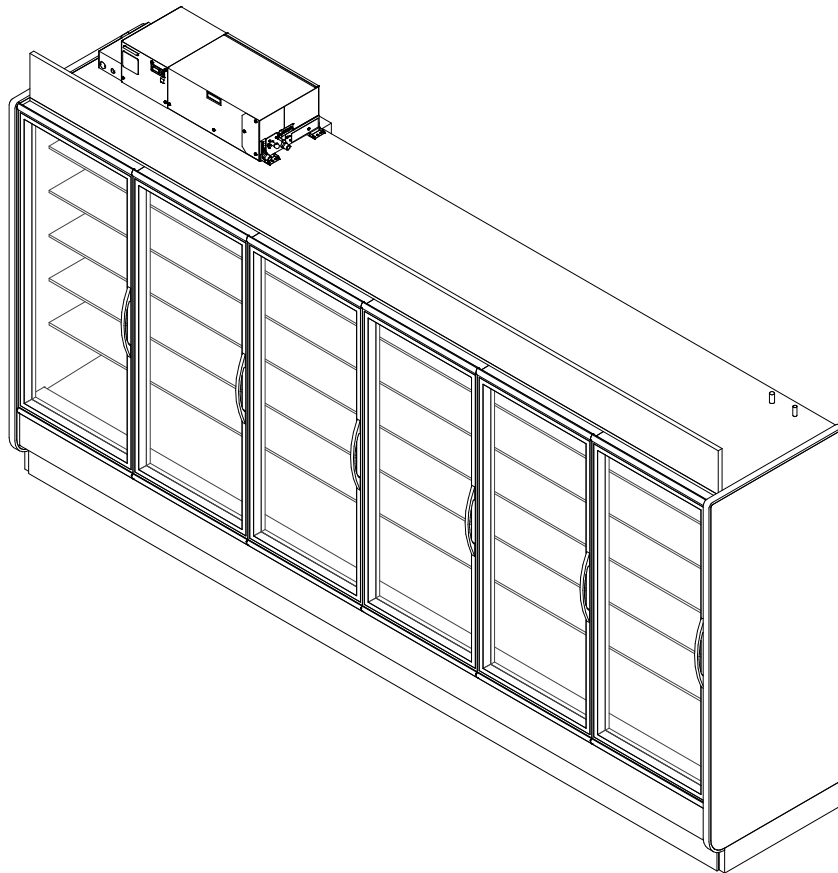
ONRZHQA

1, 2, 3, 4, 5 & 6 Door High Narrow Reach-In Glass Door Merchandiser
Frozen Food/Ice Cream

SOLOCHILL
MICRO-DISTRIBUTED

GENERAL NOTES:

- Light controls - occupancy sensors are required.
- Option 1: OEM Provided: OEM anti-condensate and lighting controls (on/off) are standard unless otherwise specified.
- Option 2: End User Provided: Light controls should be based on occupancy sensors. Store level A/S control should be set to 30% minimum off time at 75°F/55%RH.



SHIPPING WEIGHT	
Case	Weight
ONRZHQA	---



ALL MEASUREMENTS ARE TAKEN PER ASHRAE-72-2005 SPECIFICATIONS. HILLPHOENIX REFRIGERATED DISPLAY CASES FOR SALE IN THE UNITED STATES MEET OR EXCEED DEPARTMENT OF ENERGY 2017 REQUIREMENTS.

ONRZHQA

Rev. Date	Rev. #	Rev. Title
10-20-20	5	SOLOCHILL V5
7-13-20	4	DATA UPDATE

Hillphoenix
A DOVER COMPANY

ELECTRICAL DATA

Case Length	Fans Per Case	High Efficiency Fans		Tank Heaters		Defrost Heaters (1-Phase)				Defrost Heaters (3-Phase)			
		120 Volts		120 Volts		208 Volts		240 Volts		208 Volts		240 Volts	
		Amps	Watts	Amps	Watts	Amps	Watts	Amps	Watts	Amps	Watts	Amps	Watts
1 Door	1	0.30	25	0.09	113	3.27	680	3.78	906	2.85	680	3.31	906
2 Door	2	0.60	50	1.50	152	7.50	1552	8.60	2068	6.50	1552	7.50	2068
3 Door	3	1.00	75	1.60	171	10.90	2274	12.60	3018	9.50	2274	10.90	3018
4 Door	4	1.30	100	1.90	226	14.30	2984	16.60	3992	12.40	2984	14.40	3992
5 Door	5	1.60	125	2.30	275	17.50	3640	20.20	4840	15.10	3640	17.40	4840
6 Door	6	1.90	150	2.70	320	20.30	4224	23.4	5624	17.60	4224	20.30	5624

LIGHTING DATA

Case Length	Door Size	OP45		OP7 Single Swing	
		120 Volts		120 Volts	
		Amps	Watts	Amps	Watts
1 Door	31"	0.18	21.0	0.14	16.8
2 Door	30"	0.36	43.1	0.28	33.0
3 Door	30"	0.54	65.2	0.41	49.2
4 Door	30"	0.73	87.3	0.55	65.4
5 Door	30"	0.91	109.4	0.68	81.6
6 Door	30"	1.10	131.5	0.82	97.8

ANTI CONDENSATE DATA

Case Length	Door Size	Individual Circuits									
		I90 Doors				ELMD,ELMH Doors				Door Frame	
		Heated Doors		Low E Doors		Heated Doors		Low E Doors		101-LE	
		120 Volts		120 Volts		120 Volts		120 Volts		120 Volts	
		Amps	Watts	Amps	Watts	Amps	Watts	Amps	Watts	Amps	Watts
1 Door	31"	0.28	34	0.17	20	0.32	38	0.19	23	0.76	91.2
2 Door	30"	0.56	67	0.34	40	0.64	76	0.38	45	1.26	151
3 Door	30"	0.84	101	0.51	61	0.95	114	0.57	68	1.76	211
4 Door	30"	1.12	135	0.67	81	1.27	152	0.76	91	2.29	275
5 Door	30"	1.40	169	0.84	101	1.59	191	0.95	114	2.78	334
6 Door	30"	1.69	202	1.01	121	1.91	229	1.14	136	3.28	394



ALL MEASUREMENTS ARE TAKEN PER ASHRAE-72-2005 SPECIFICATIONS. HILLPHOENIX REFRIGERATED DISPLAY CASES FOR SALE IN THE UNITED STATES MEET OR EXCEED DEPARTMENT OF ENERGY 2017 REQUIREMENTS.

ONRZHQA

Rev. Date	Rev. #	Rev. Title
10-20-20	5	SOLOCHILL V5
7-13-20	4	DATA UPDATE

ONRZHQA

1, 2, 3, 4, 5 & 6 Door High Narrow Reach-In Glass Door Merchandiser
Frozen Food/Ice Cream



DEFROST CONTROLS			
Defrosts Per Day	Electric Defrost		
	Fail Safe (Min)	Termination Temp (°F)	Run Off Time (Min)
1	46	50	0

NOTES:

- "----" indicates that this feature is not an option on this case model.
- Door / Frame A/S circuits and fans share the same circuit (same cycle). Default jumpers can be removed in field if separate circuits are desired for A/S and fans.
- Drain heater and fan motors share the same circuit (separate cycles). Electrical circuits must be properly sized to accommodate the higher current draw of the tank heater
- Defrost heater 3-phase load is unbalanced.
- 3-phase defrost heater data listed represents the maximum amps per phase.
- Anti-condensate heat values for Low E doors represent a door with no heat on the glass.
- Listed discharge air velocity represents the average velocity at the peak of defrost.
- Temperature and defrost settings listed above are recommended start-up settings. Final operational settings may need to be adjusted for the store conditions in which the case operates.
- No run-off time required for electrical defrost.
- Typical electric defrost time is 20 minutes when ambient conditions are 75°F / 55%RH.
- Light and A/S wattages above reflect 100% run time. To determine actual daily energy usage at 75°F/55%RH conditions, reduce the light wattages above by 42% and reduce the A/S values above by the minimum off time.



ALL MEASUREMENTS ARE TAKEN PER ASHRAE-72-2005 SPECIFICATIONS. HILLPHOENIX REFRIGERATED DISPLAY CASES FOR SALE IN THE UNITED STATES MEET OR EXCEED DEPARTMENT OF ENERGY 2017 REQUIREMENTS.

ONRZHQA

Rev. Date	Rev. #	Rev. Title
10-20-20	5	SOLOCHILL V5
7-13-20	4	DATA UPDATE



ONRZHQA

1, 2, 3, 4, 5 & 6 Door High Narrow Reach-In Glass Door Merchandiser Frozen Food/Ice Cream



SOLOCHILL DATA			@95° Condensing Temperature	
Volts	Phase	Frequency	Wire	
208	1	60	3 Wire + Ground	
Application	Case Length	Evaporator Temp (°F)	Discharge Air (°F)	Discharge Air Velocity (FPM)
FROZEN	1 Door	-7	-1	350
FROZEN	2 Door	-7	-1	350
FROZEN	3 Door	-7	-1	350
FROZEN	4 Door	-7	-1	350
FROZEN	5 Door	-7	-1	350
FROZEN	6 Door	-7	-1	350
ICE CREAM	1 Door	-15	-8	350
ICE CREAM	2 Door	-15	-8	350
ICE CREAM	3 Door	-15	-8	350
ICE CREAM	4 Door	-15	-8	350
ICE CREAM	5 Door	-15	-8	350
ICE CREAM	6 Door	-15	-8	350

Application	Case Length	R448A					
		Condensing Unit Model	MCA	MOP	Required Capacity	THR (BTUH)	Flow Rate
FROZEN	1 Door	Remote	---	---	---	---	---
FROZEN	2 Door	DA130	12.5	15	2088	3117	0.9
FROZEN	3 Door	DA220	19.6	20	3132	4526	1.3
FROZEN	4 Door	DA220	22.3	25	4176	5992	1.7
FROZEN	5 Door	DA330	29.2	30	5220	7744	2.2
FROZEN	6 Door	DA420	40.2	45	6264	9087	2.6
ICE CREAM	1 Door	Remote	---	---	---	---	---
ICE CREAM	2 Door	DA130	12.5	15	2182	3439	1.0
ICE CREAM	3 Door	DA220	19.6	20	3273	4962	1.4
ICE CREAM	4 Door	DA220	22.3	25	4364	6586	1.9
ICE CREAM	5 Door	DA330	29.2	30	5455	8530	2.4
ICE CREAM	6 Door	DA420	40.2	45	6546	10003	2.9



ALL MEASUREMENTS ARE TAKEN PER ASHRAE-72-2005 SPECIFICATIONS. HILLPHOENIX REFRIGERATED DISPLAY CASES FOR SALE IN THE UNITED STATES MEET OR EXCEED DEPARTMENT OF ENERGY 2017 REQUIREMENTS.

ONRZHQA

Rev. Date	Rev. #	Rev. Title
10-20-20	5	SOLOCHILL V5
7-13-20	4	DATA UPDATE

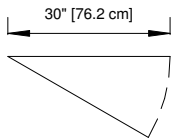
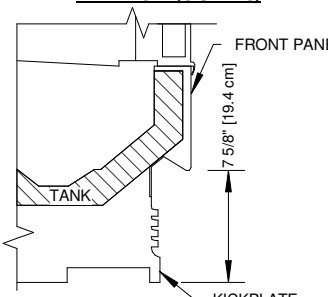
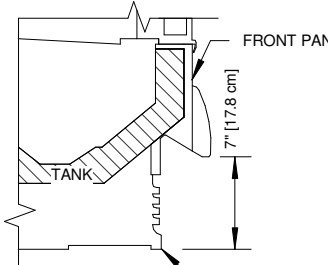
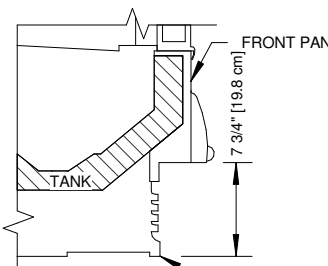
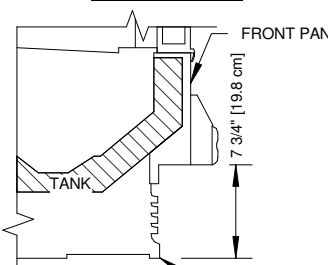


A DOVER COMPANY

ONRZHQA

1, 2, 3, 4, 5 & 6 Door High Narrow Reach-In Glass Door Merchandiser
Frozen Food/Ice Cream

SOLOCHILL
MICRO-DISTRIBUTED

DOOR OPTIONS	FRONT OPTIONS
<p>STANDARD SWING DOOR 1, 2, 3, 4, 5, & 6 - DOOR CASES</p> 	<p>FLAT FRONT (O SERIES)</p> 
	<p>STREAMLINE BUMPER</p> 
	<p>HALF BUMPER</p> 
	<p>CLASSIC 2 BUMPER</p> 

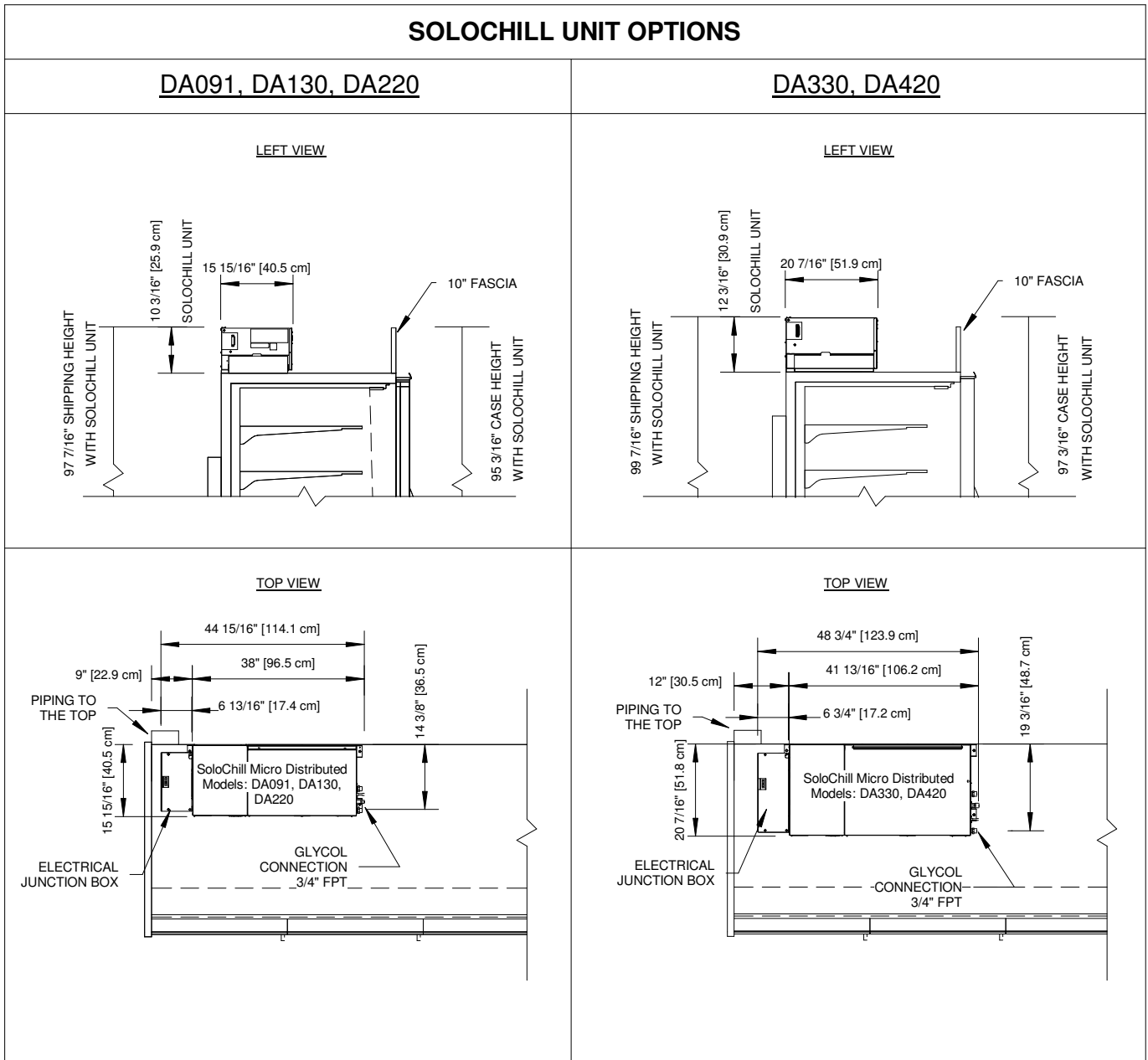


ALL MEASUREMENTS ARE TAKEN PER ASHRAE-72-2005 SPECIFICATIONS. HILLPHOENIX REFRIGERATED DISPLAY CASES FOR SALE IN THE UNITED STATES MEET OR EXCEED DEPARTMENT OF ENERGY 2017 REQUIREMENTS.

ONRZHQA

Rev. Date	Rev. #	Rev. Title
10-20-20	5	SOLOCHILL V5
7-13-20	4	DATA UPDATE

Hillphoenix
A DOVER COMPANY



SOLOCHILL NOTES:

- SoloChill Units are not available on the 1 Door case length. This case length is remote mount due to the length of the SoloChill Units.



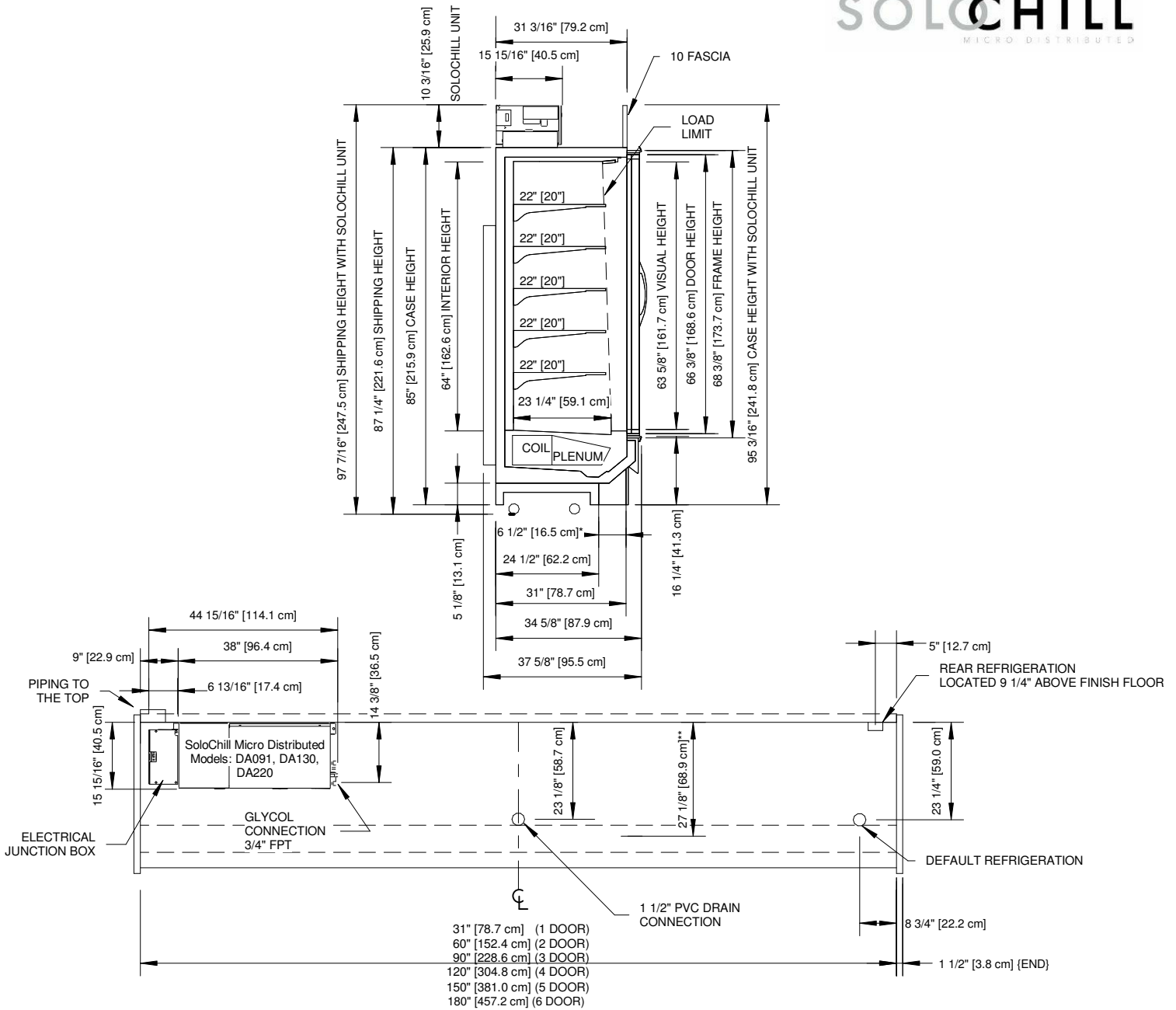
ALL MEASUREMENTS ARE TAKEN PER ASHRAE-72-2005 SPECIFICATIONS. HILLPHOENIX REFRIGERATED DISPLAY CASES FOR SALE IN THE UNITED STATES MEET OR EXCEED DEPARTMENT OF ENERGY 2017 REQUIREMENTS.

ONRZHQA

Rev. Date	Rev. #	Rev. Title
10-20-20	5	SOLOCHILL V5
7-13-20	4	DATA UPDATE

ONRZHQA

1, 2, 3, 4, 5 & 6 Door High Narrow Reach-In Glass Door Merchandiser Frozen Food/Ice Cream



NOTES:

- * : STUB-UP AREA.
- ** : RECOMMENDED STUB-UP CENTERLINE FOR ELECTRICAL AND HUB DRAINS .

- Ends add approximately 1" to case height, 1/2" to the back & 1" to the front.
- SoloChill Units are not available on the 1 Door case length. This case length is remote mount due to the length of the SoloChill Units.



ALL MEASUREMENTS ARE TAKEN PER ASHRAE-72-2005 SPECIFICATIONS. HILLPHOENIX REFRIGERATED DISPLAY CASES FOR SALE IN THE UNITED STATES MEET OR EXCEED DEPARTMENT OF ENERGY 2017 REQUIREMENTS.

ONRZHQA

Rev. Date	Rev. #	Rev. Title
10-20-20	5	SOLOCHILL V5
7-13-20	4	DATA UPDATE



A DOVER COMPANY