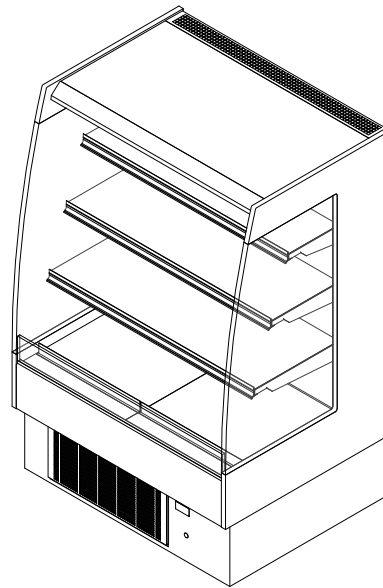


GENERAL NOTES:

- "---" Indicates that the feature is not an option on this case model and/or the data is not yet available at this time.



SHIPPING WEIGHT	
Case	Weight
PF-S-K	---



ENGINEERED FOR STORES WITH AMBIENT CONDITIONS NOT TO EXCEED 75° AND 55% RELATIVE HUMIDITY. DUE TO ENGINEERING IMPROVEMENTS SPECIFICATIONS MAY CHANGE WITHOUT NOTICE. ALL MEASUREMENTS ARE TAKEN PER ASHRAE-72-2005 SPECIFICATIONS. HILLPHOENIX REFRIGERATED DISPLAY CASES FOR SALE IN THE UNITED STATES MEET OR EXCEED DEPARTMENT OF ENERGY 2017 REQUIREMENTS. NUMBERS ARE BASED ON STANDARD CASE SIZES. CONSULT ENGINEERING.

PF-S-K

Rev. Date	Rev. #	Rev. Title
05-13-21	4	ENDVIEW UPDATE
03-18-21	3	DATA UPDATE



SYSTEM REQUIREMENTS					
Case Length	Volts	Phase	Total Amps	Minimum Circuit Ampacity	Maximum Overcurrent Protection
4'	120/208	1	20.95	26.18	47

ELECTRICAL DATA												
Case Length	Fans Per Case	High Efficiency Fans		Anti-Condensate Fans		Drain Pumps		Evaporator Pan Heaters			Auxiliary Fans	
		120 Volts		120 Volts		120 Volts		Volts	Amps	Watts	120 Volts	
		Amps	Watts	Amps	Watts	Amps	Watts				Amps	Watts
4'	2	0.60	72.0	0.30	36.0	---	---	120	8.30	996.0	---	---

LIGHTING DATA						
Case Length	Lights Per Row	Light Length	Clearvoyant 4 LED Lighting (Per Light Row)			
			Standard Power (Cornice or Shelf)		High Power (Cornice)	
			120 Volts		120 Volts	
			Amps	Watts	Amps	Watts
4'	1	4'	0.05	5.9	0.12	14.9

GUIDELINES AND CONTROL SETTINGS				
24hr Energy Usage (kWh/ft)	Suction Temperature @ Case Outlet (°F)	Superheat Set Point @ Bulb (°F)	Discharge Air (°F)	Discharge Air Velocity (FPM)
---	+20	8 - 10	29 - 30	280

CONDENSING UNIT DATA									
Case Length	Volts	Phase	HP	RLA (Amps)	LRA (Amps)	Refrig.	Condenser Fans		Lbs. of Refriger.
							Amps	Watts	
4'	120	1	1.5	10.00	51.00	448a	0.57	204	4.4

DEFROST CONTROLS							
Defrosts Per Day	Run-Off Time (Min)	Electric Defrost		Timed-Off Defrost		Hot Gas Defrost	
		Fail-Safe (Min)	Termination Temp (°F)	Fail Safe (Min)	Termination Temp (°F)	Fail-Safe (Min)	Termination Temp (°F)
6	---	---	---	30	45	---	---

- NOTES:**
- "----" Indicates that the feature is not an option on this case model and/or the data is not yet available at this time.
 - Listed discharge air velocity represents the average velocity at the peak of defrost.
 - RLA - Running Load Amps
 - LRA - Locked Rotor Amps

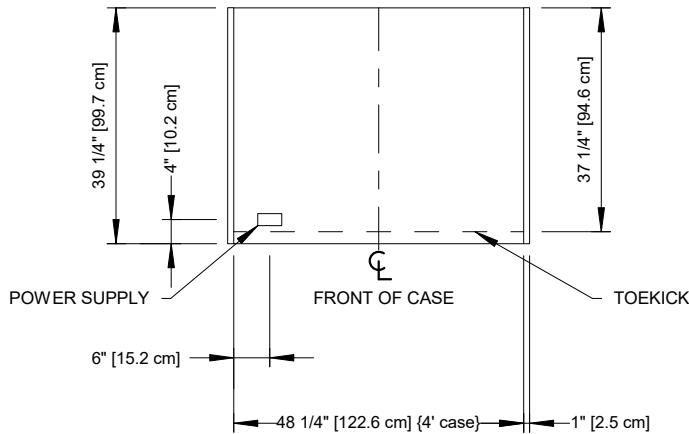
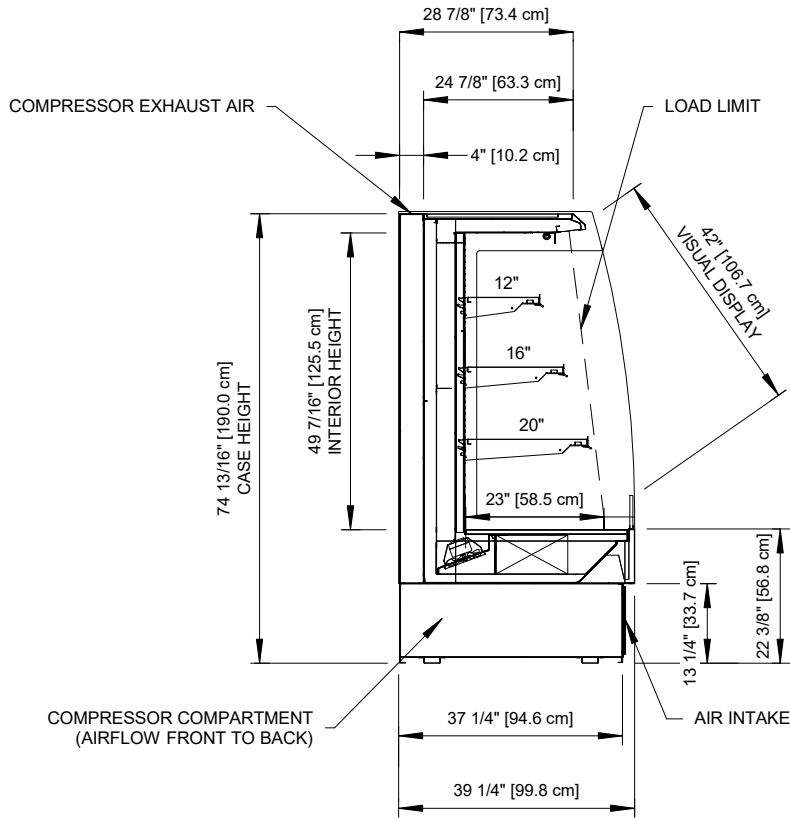


ENGINEERED FOR STORES WITH AMBIENT CONDITIONS NOT TO EXCEED 75° AND 55% RELATIVE HUMIDITY. DUE TO ENGINEERING IMPROVEMENTS SPECIFICATIONS MAY CHANGE WITHOUT NOTICE. ALL MEASUREMENTS ARE TAKEN PER ASHRAE-72-2005 SPECIFICATIONS. HILLPHOENIX REFRIGERATED DISPLAY CASES FOR SALE IN THE UNITED STATES MEET OR EXCEED DEPARTMENT OF ENERGY 2017 REQUIREMENTS. NUMBERS ARE BASED ON STANDARD CASE SIZES. CONSULT ENGINEERING.

PF-S-K

Rev. Date	Rev. #	Rev. Title
05-13-21	4	ENDVIEW UPDATE
03-18-21	3	DATA UPDATE





ENGINEERED FOR STORES WITH AMBIENT CONDITIONS NOT TO EXCEED 75° AND 55% RELATIVE HUMIDITY. DUE TO ENGINEERING IMPROVEMENTS SPECIFICATIONS MAY CHANGE WITHOUT NOTICE. ALL MEASUREMENTS ARE TAKEN PER ASHRAE-72-2005 SPECIFICATIONS. HILLPHOENIX REFRIGERATED DISPLAY CASES FOR SALE IN THE UNITED STATES MEET OR EXCEED DEPARTMENT OF ENERGY 2017 REQUIREMENTS. NUMBERS ARE BASED ON STANDARD CASE SIZES. CONSULT ENGINEERING.

PF-S-K

Rev. Date	Rev. #	Rev. Title
05-13-21	4	ENDVIEW UPDATE
03-18-21	3	DATA UPDATE